

INSTRUMENT PANEL INDICATORS














Briefly appear with each engine start. Red and orange indicators are most critical. Blue and green indicators are used for general information. See your Owner's Manual for more information.



Automatic transmission shown



Malfunction Indicators




If an indicator remains on, there may be a problem; see your dealer

- | | | | |
|---|-------------------------------------|--|---|
|  STARTER SYSTEM | Starter system* |  (ABS) | Anti-Lock Brake System (ABS) |
|  - + | Charging system |  | Malfunction lamp (check engine light) |
|  BRAKE | Low brake fluid |  | Tire Pressure Monitoring System (TPMS) (<i>blinks and stays on</i>) |
|  BRAKE SYSTEM | Brake system |  | Vehicle Stability Assist® (VSA) |
|  | Low oil pressure |  | Smart Entry System* |
|  | Supplemental Restraint System (SRS) |  | Automatic light control |
|  | Electric Power Steering (EPS) | | |










Condition Indicators

Action is needed by driver

- | | | | |
|--|-------------------------------------|---|---|
|  BRAKE | Parking brake on:
Release |  | Seat belt reminder:
Fasten seat belt(s) |
|--|-------------------------------------|---|---|

- | | | | |
|---|---|---|--|
|  | Door/Trunk open:
Close door(s) / trunk |  | Low tire pressure:
Add air |
|  | Low fuel:
Refill |  | Maintenance Minder™:
Make dealer appointment |
|  | Immobilizer (<i>blinks</i>):
Use other vehicle key and see dealer | | |

On/Off Indicators

- | | |
|---|--|
|  PASSENGER AIRBAG OFF
(next to display screen) |  Fog lights on* |
|  VSA OFF |  Exterior lights on |
|  CRUISE CONTROL on |  Turn signals/hazards on |
|  CRUISE MAIN on |  High beams on |
|  ECON Mode on | |

*if equipped