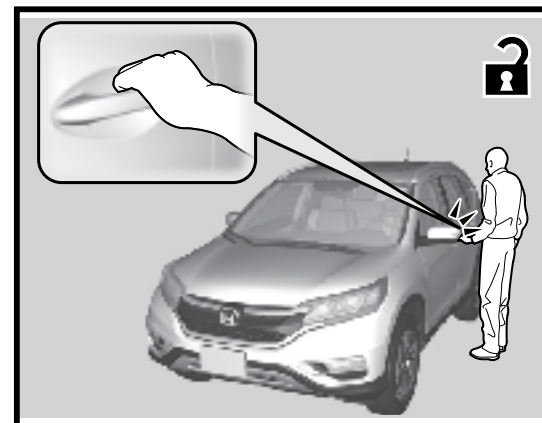


## Smart Entry System\*

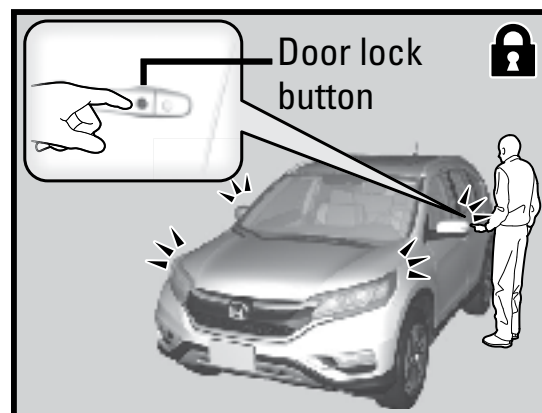
When you carry the remote transmitter (for example, in a pocket or purse) and it is outside the vehicle and within range (about 32 inches or 80 cm), you can lock or unlock the doors and tailgate without handling the transmitter.

### ■ Unlocking/Locking the Doors

**To unlock:** Grab the driver's door handle when the vehicle is off to unlock the driver's door. Grab the front passenger's door handle to unlock all doors and the tailgate.

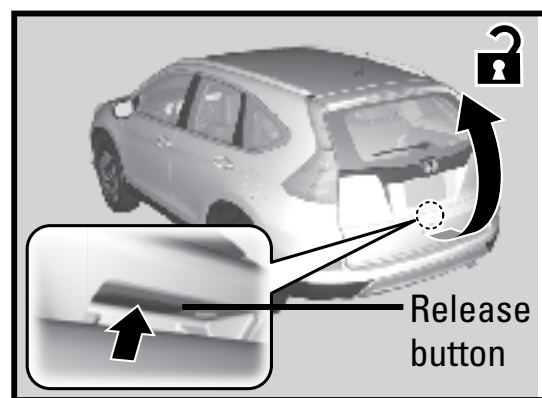


**To lock:** Press the door lock button on the front door handle when the vehicle is off. If the remote transmitter is inside the vehicle, the doors will not lock.

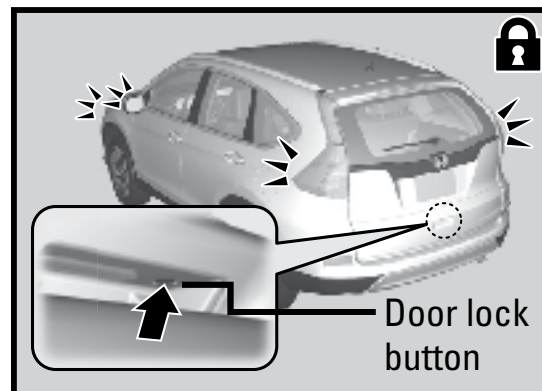


### ■ Unlocking/Locking the Tailgate

**To unlock:** Press the tailgate release button under the tailgate handle to unlock the tailgate. The vehicle can be on or off.



**To lock:** Press the tailgate lock button to lock the tailgate and all doors. If the remote transmitter is inside the vehicle, the tailgate and doors will not lock.



*\*if equipped*