

AUTO DOOR LOCKS

Program how and when the vehicle doors automatically lock and unlock.

Auto Door Locks



Default Lock Setting









All doors and the tailgate are preset to lock when your vehicle reaches about 10 mph.

Default Unlock Setting

Only the driver's door is preset to unlock when you shift into Park (P).

Programmable Auto Door Lock/Unlock Settings

Below are the options you can choose. See *Auto Door Locking/Unlocking* in your Owner's Manual for instructions on programming these settings.

AUTO DOOR LOCK			AUTO DOOR UNLOCK		
Auto Lock	 When you reach 10 mph	 When you shift out of Park	Auto Unlock (all doors)	 When you turn the ignition OFF	 When you shift into Park
Turn off Auto Lock	 Operate manually		Auto Unlock (only driver's door)	 When you turn the ignition OFF	 When you shift into Park
			Turn off Auto Unlock	 Operate manually	


Programming the Auto Door Unlock Setting

To program all doors and the tailgate to unlock when you shift to Park:



1. Close the driver's door. Shift into Park.



2. Turn the ignition switch to ON (II).



3. Press and hold the unlock side of the master lock switch for about 10 seconds. In that time, you will hear three clicks.



4. Within 20 seconds, turn the ignition switch to LOCK (0).

