

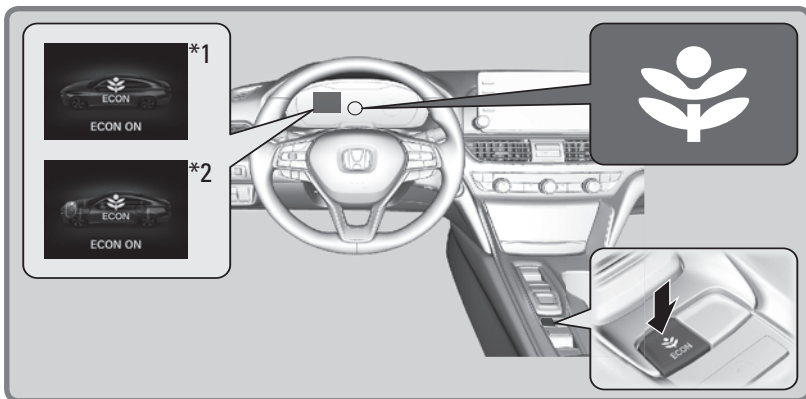
Eco Assist System

Can help improve fuel economy by adjusting the performance of the engine, transmission, climate control system, and cruise control.

■ ECON Button


The **ECON** button turns the **ECON** mode on and off.

The **ECON** mode helps you improve your fuel economy by adjusting the performance of the climate control system and the accelerator pedal response.



■ Ambient Meter

With **SPORT** mode off, the color of the ambient meter changes to green to indicate that the vehicle is being driven in a fuel efficient manner.



SPORT Mode

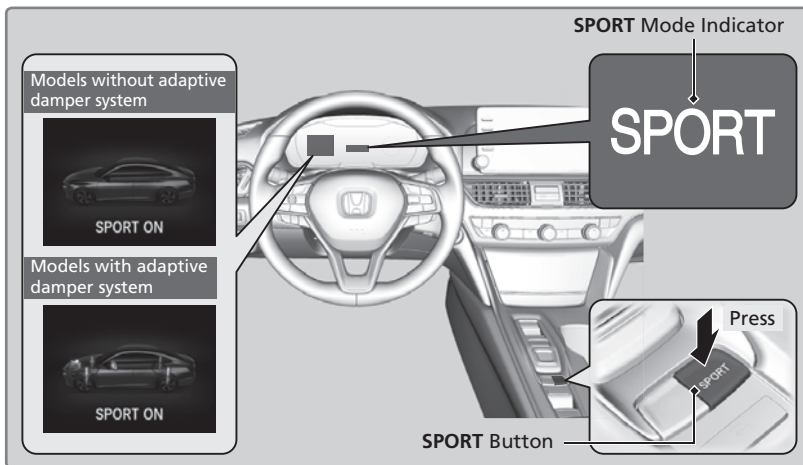
Enhances the throttle response for more driving enjoyment. SPORT mode is set to off every time the vehicle is started. When in SPORT mode, the ambient meter changes to blue.

■ SPORT Button

To turn the **SPORT** mode on and off, press the **SPORT** button. The SPORT mode increases engine performance and handling*.

This mode is not recommended for fuel economy enhancement, but suitable for driving on hills or through curves on mountain roads.

The SPORT mode is turned off every time you start the power system, even if you turned it on the last time you drove the vehicle.



**if equipped*

EV Button

EV operation is enabled by pressing the EV button near the gear selector. The EV indicator comes on in the instrument panel when EV operation is enabled.

Press the EV button again to switch back to HV operation.

Some conditions, such as a low High Voltage battery level and a high vehicle speed, may keep the system from manually switching into EV operation. The beeper sounds and a message appears on the driver information interface with the button pressed when EV operation is disabled.

Shifts in vehicle, driving or road conditions may automatically cancel EV mode and switch back to HV mode.

A message will appear on the driver information interface and EV mode may be canceled automatically when:

- The High Voltage battery charge level is low.
- Your vehicle speed is too high.
- Your vehicle speed is above 25 mph (40 km/h) while the engine is in warming-up operation.
- You fully depress the accelerator pedal.
- You are driving on hilly road.

