

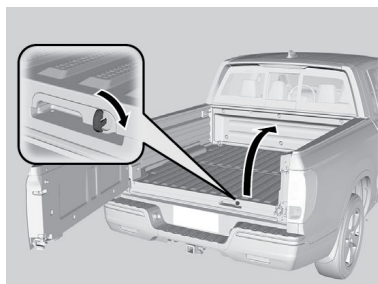
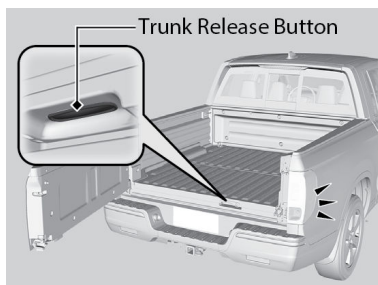
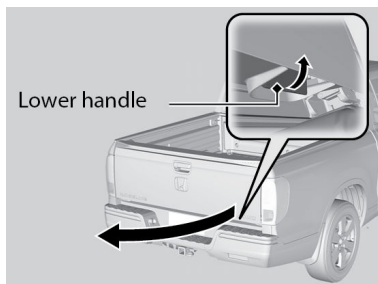
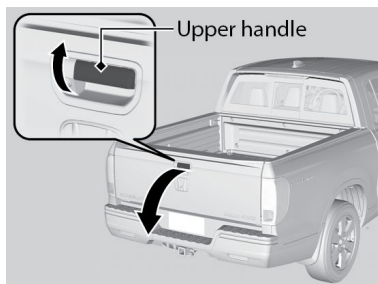
Tailgate and Trunk Operation

To drop open the tailgate, pull up in the upper handle. Support the tailgate until it is fully open.

To swing open the tailgate, pull up on the lower handle.

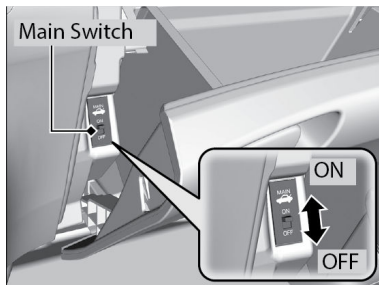
To open the trunk, unlock the doors, then pull up on the trunk release button.

Or, insert the key into the trunk lock cylinder.



VEHICLE CONTROLS

The main switch in the glove box disables the trunk release button.



⚠ WARNING

Opening or closing a tailgate while anyone is in the path of the tailgate can cause serious injury.

Make sure everyone is clear before opening or closing the tailgate.

⚠ WARNING

Allowing passengers to ride in the pickup bed or on the tailgate can result in death or serious injury. Make sure all passengers ride in a seat and wear a seatbelt properly.

**1 - If equipped*