

iPod® OR USB FLASH DRIVE


Play audio files from your compatible iPod or USB flash drive through your vehicle's audio system.

Connecting Devices and Playing Audio Files

1. **Open** the glove box, and **pull out** the USB adapter cable.





3. **Press** USB/AUX to begin playing.



2. **Connect** the USB connector to your iPod dock connector or flash drive.



4. To change tracks, **rotate** the interface dial or **press** the SKIP (⏮) or (⏭) buttons.



iPod is a registered trademark of Apple Computer, Inc., registered in the U.S. and other countries. iPod not included.