

FORWARD COLLISION WARNING (FCW) (if equipped)




Alerts you to the possibility of a front-end collision.

How It Works

If the camera mounted between the windshield and the rearview mirror detects a vehicle in front of you when your vehicle speed is 10 mph or higher—and it determines there is a likelihood of a frontal collision—the system provides you with visual and audible warnings.

If you do not brake in time or take preventive action:

- the heads-up light near the windshield flashes twice
- the FCW indicator flashes continuously
- a beep sounds continuously



FCW may not activate under certain conditions. See your Owner's Manual for more information.

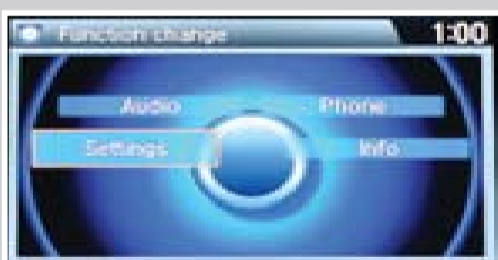
Customizing FCW

Determine the warning timing, or turn the system off.

1. Press DISP.



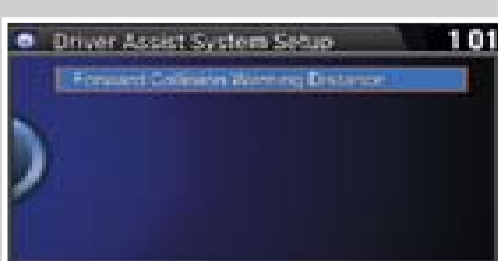
2. Select Settings.



3. Select Vehicle Settings.



4. Select Forward Collision Warning Distance.



5. Select one of the options.

- Long:* early warning timing
- Normal:* standard warning timing
- Short:* late warning timing
- Off:* turn the system off



6. Press BACK to exit the menu.

