


SMART ENTRY WITH PUSH BUTTON START

Unlocking the Doors



Grab either one of the front door handles.




Locking the Doors



Press the door lock button on either front door handle.



Opening the Trunk



Press the trunk release button under the trunk handle.



Operate certain functions of your vehicle by simply having the remote within operating range.

Engine Start/Stop Button

Accessory or On Mode

Operate audio or other electrical features without turning the engine on.



Press the ENGINE START/STOP button once (without pressing the brake pedal). **Press** it again for ON mode.



Starting the Engine



Press and hold the brake pedal*, then **press** the ENGINE START/STOP button.




* For manual transmissions, **press and hold** the clutch.

Turning the Vehicle Off



Shift to Park*, then **press** the ENGINE START/STOP button.



Note: If you press the button and the shift lever is not in Park, the vehicle goes into Accessory mode.

* For manual transmissions, **apply** the parking brake.