

VOICE RECOGNITION

To keep your eyes on the road and hands on the wheel, use voice commands for hands-free calling, navigation, audio, and climate control. For a full list of commands, say "Information" and "Voice Help."

How It Works

Control four different systems with the steering wheel buttons and the ceiling microphone.

To reduce the likelihood of driver distraction, certain manual functions may be inoperable or grayed out while the vehicle is moving. Voice commands are always available.



Pick-Up button: Answer an incoming call or go to a phone-specific voice portal screen.

Hang-Up/Back button: End a call, decline an incoming call, or cancel an operation.

Talk button: Give phone, navigation, audio, or climate control commands.

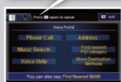
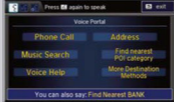


Voice Command Tips

- To hear a list of available commands at any time, press and release the Talk button, then say "Help."
- When using the Talk button, wait for a beep, then give a command.
- When the Talk button is pressed, all available voice commands are highlighted in yellow.
- Speak in a clear, natural voice.
- Reduce all background noise.
- Adjust the dashboard and side vents away from the microphone in the ceiling.
- Close the windows.

Voice Command Portal

When you press the Talk button from any of the main screens (NAV, PHONE, INFO, AUDIO), the voice portal screen appears and the system gives you examples of voice commands that can be used.



Press the Talk button again, and the system waits for you to say a command.



The system recognizes your command.



The system confirms the command.

Commonly Used Voice Commands

Here are some examples of commonly used voice commands. Try some of these to familiarize yourself with the voice command system.

Press and release the Talk button before you give a command.

General Commands

(Accepted on most screens to change displays)

- Display map
- Display menu
- Display phone
- Information
- Display audio screen
- What time is it?



Find Place Commands

(Accepted on Map screen)

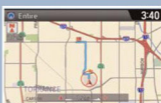
- Find nearest:
 - ATM
 - Honda dealer
 - gas station
 - airport
 - Mexican restaurant
 - hospital
 - bank
 - post office



Navigation Commands

(Accepted on Map screen)

- How long/far to the destination?
- Display destination map
- Display entire route



Display Commands

(Accepted on Map screen)

- Display (or hide):
 - ATM
 - gas station
 - restaurant
 - post office
- Display north up/heading up
- Zoom in/out
- Go home
- Display current location



Audio Commands

(Accepted on most screens)

- Radio on
- Radio # FM/AM
- Radio preset 1/2/3/4/5/6
- XM channel #
- XM preset 1/2/3/4/5/6
- DISC play
- DISC play track #
- DISC skip forward/back
- iPod/USB/HDD play



Phone Commands

(Accepted on most screens)

- Call by name
- Call by number



Climate Control Commands

(Accepted on most screens)

- Air conditioner on/off
- Rear defrost on/off
- Climate control recirculate/fresh air
- Fan speed up/down
- Temperature # degrees (# = 57-87)
- Temperature max hot/cold



Help Commands

(Accepted on most screens)

- Voice help (list of all available commands by category)

