


# PANDORA®


Play and operate Pandora streaming radio from your iPhone® through your vehicle's audio system. Standard data rates apply.

## Playing Pandora

1. **Pull out** the USB adapter cable from the center console. **Connect** your phone using a USB dock connector.



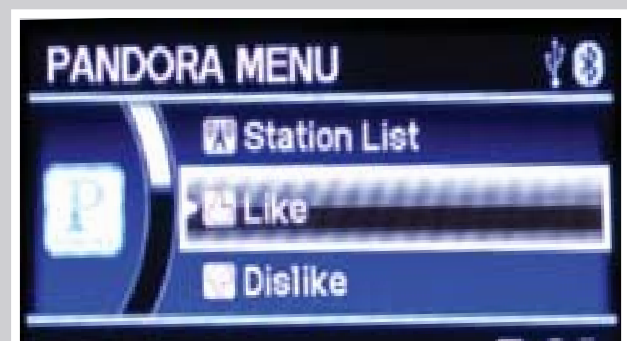
2. **Open** Pandora from your phone. **Press** SOURCE or AUX until Pandora mode appears and streaming begins.



3. **Press** the selector knob to enter the Pandora menu.



4. You can select items such as the Station List, SKIP, Like/Dislike, and Pause/Resume.\*



### Notes:

- If Pandora is not selected from your phone, iPod music is played.
- Press the Home button on your iPhone to switch from Pandora to iPod. To play Pandora again, you must reopen the app from your phone.
- If you cannot operate Pandora through the audio system, it may be streaming through *Bluetooth*® Audio. Make sure Pandora mode on your audio system is selected. If Pandora still does not operate, you may have to reconnect the cable.
- Only connect your phone when your vehicle is stopped.

\*Menu functions not available on all phones  
iPhone is a registered trademark of Apple Computer, Inc., registered in the U.S. and other countries.