

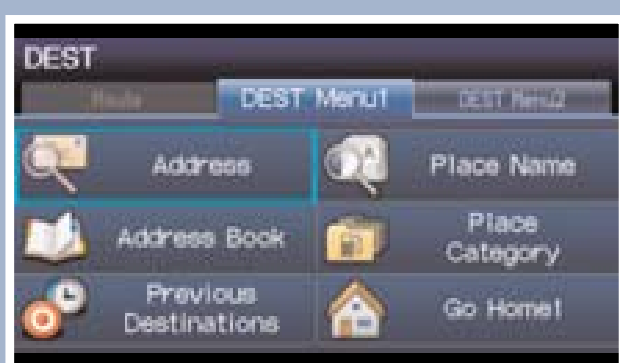
NAVIGATION

Entering a Destination Using Voice Commands

Set a destination using a street address. For other destination options, see your Navigation Manual.

Press and release the Talk button before you say a command.

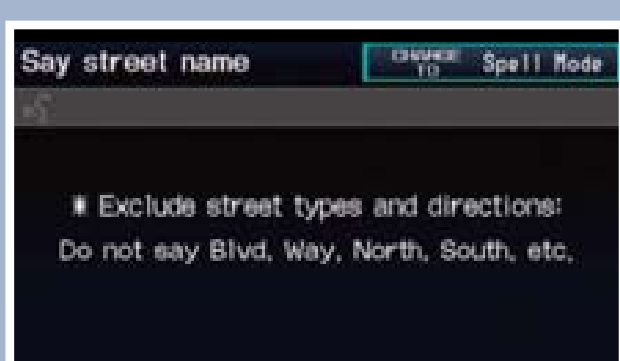
1. **Say** “Display menu.”
Say “Address.”



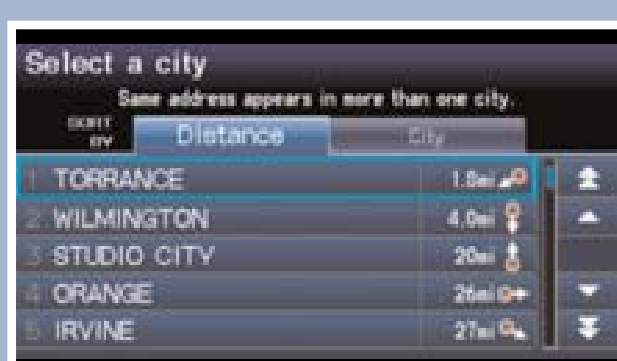
4. **Say** the entire street address number. For example, “1-2-3-4.” If necessary, **say** “OK” to proceed.



2. **Say** “Street,” then **say** the street name on the next screen. Do not include the direction (N, S, E, W) or type (St., Ave., Blvd., etc.).



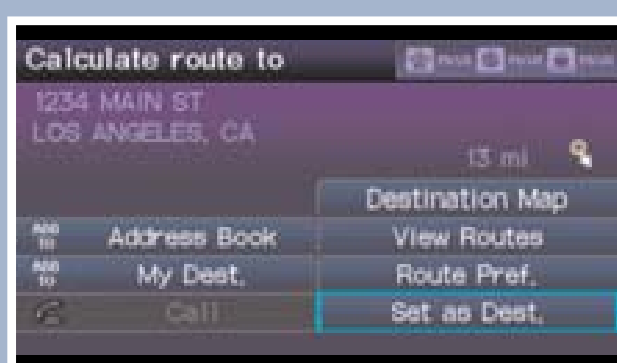
5. If the street address is in more than one city, a list of city names appears. **Say** the number next to the city you want to select.



3. A list of street names appears. **Say** the number next to the street you want to select.



6. The system displays the “Calculate route to” screen. **Say** “Set as destination” to set the route.



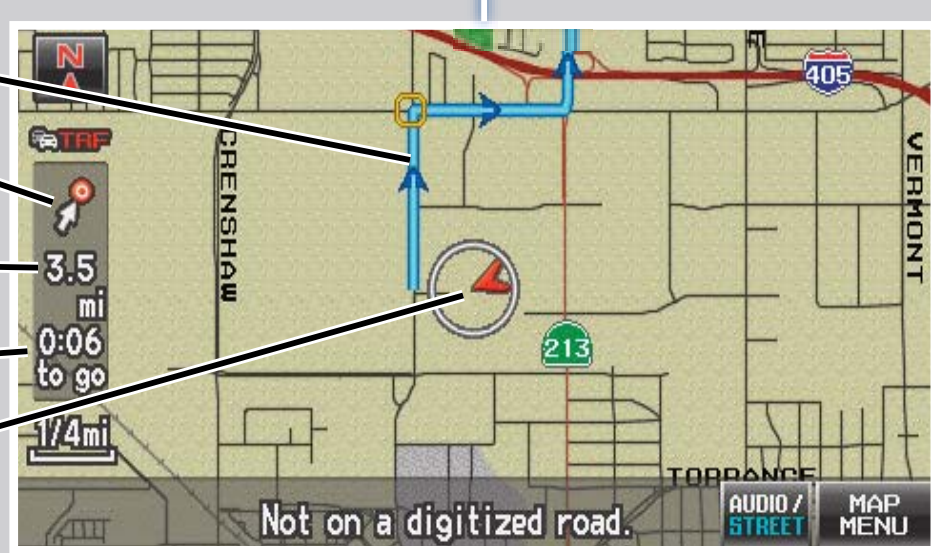
Note: If menu options are grayed out, they are only available using voice commands. It is recommended that you enter your destination before driving or when the vehicle is stopped.

Real-time navigation system uses GPS and a map database to show your current location and help guide you to a desired destination.

Map Screen Legend



- Calculated route
- Direction of destination
- Distance to go
- Time to go
- Current vehicle location



Turn-by-Turn Directions

Shows a more detailed view of the next maneuvers during route guidance on the multi-information display. See your Owner’s Manual for instructions on how to turn this feature on or off.



- Distance to next maneuver
- Upcoming maneuver
- Current route



Driver Distraction

To reduce the potential for driver distraction, certain functions may be inoperable or grayed out while the vehicle is moving. You may have to use voice commands, stop or pull over to perform the function.

The chart below shows a list of some operations that are restricted while the vehicle is moving.

Function	Restriction Level While Driving
Navigation System	
Address	Voice command only
Place category	Not restricted
Place category scroll	Voice command only. Limited to three screens
Place name	Voice command only
Go home	Not restricted
Previous destination	Not restricted
Previous destination scroll	Voice command only. Limited to three screens
Address book	Not restricted
Address book scroll	Voice command only. Limited to three screens
Place phone number	Voice command only
Coordinate	Voice command only
Intersection	Voice command only
Map scroll	Limited use
Map point set as destination	Restricted
Destination list edit	Restricted
Route avoid street	Restricted
Route add waypoint	Restricted