


INTELLIGENT MULTI-INFORMATION DISPLAY (i-MID)


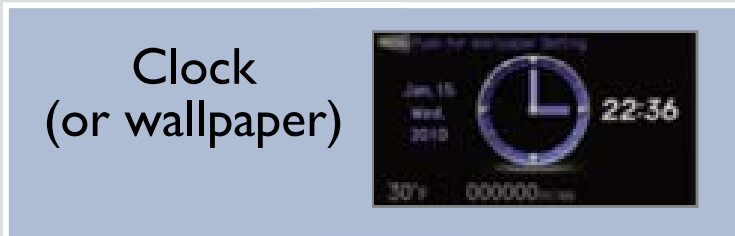


Accessing the i-MID



Press the INFO button to change main displays.



Main Displays





A warning or indicator message may appear as necessary. **Press the INFO button to clear it.**

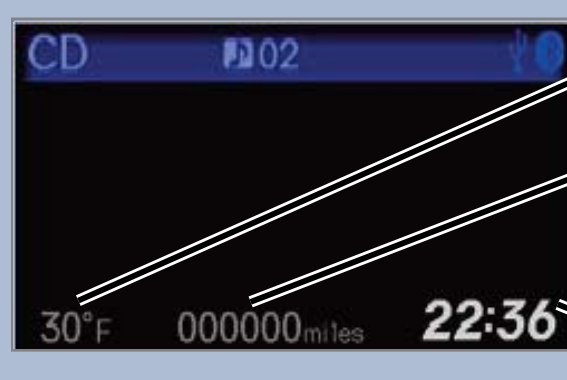


Consists of several displays that provide you with useful information.


Sub-displays



Press the SEL/RESET button to change sub-displays.



Steering Wheel Controls



(+) Button:


Press to scroll upward.

(◀) Button:

Press to go back to the previous display.

(-) Button:

Press to scroll downward.



Display/Information Button:

Change main displays.

SOURCE Button:

Press to enter your selection.

(▶) Button:

Press to go to the next display.

MENU Button:

Press to go to Vehicle Menu for customization and other settings.