


## BLUETOOTH<sup>®</sup> AUDIO

Play audio files from your compatible phone through your vehicle's audio system. Visit [handsfreelink.honda.com](http://handsfreelink.honda.com) to check if this feature is available on your phone.


### Playing Bluetooth Audio

1. Make sure your phone is on and paired to Bluetooth<sup>®</sup> HandsFreeLink<sup>®</sup>


2. Press USB/AUX until "Bluetooth Audio" appears.



3. From your phone, **open** the desired audio player or app and begin playing. Sound is redirected to the audio system. Make sure the volume on your phone is properly adjusted.



4. Press (⏮) (⏭) or (+) (-) to change tracks.



#### Notes:

- You may need to enable additional Bluetooth settings on your phone for playback.
- The play/pause function and remote audio controls may not be supported on all phones.
- Operate your phone only when your vehicle is stopped.