




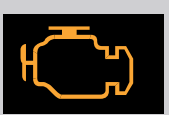








## INSTRUMENT PANEL INDICATORS

Briefly appear with each engine start. Red and orange indicators are most critical. Blue and green indicators are used for general information. See your Owner's Manual for more information.



### Malfunction Indicators


If an indicator remains on, there may be a problem; see your dealer

 Charging system	 Anti-Lock Brake System (ABS)
 Brake system, low brake fluid	 Malfunction lamp (check engine light)
 Low oil pressure	 Tire Pressure Monitoring System (TPMS) ( <i>blinks and stays on</i> )
 Supplemental restraint system (SRS)	 Vehicle Stability Assist® (VSA)
 Electric power steering (EPS)	 Smart Entry System
 Power system	 Brake system

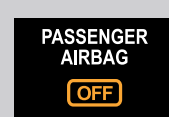







### Condition Indicators

Action is needed by driver

 Parking brake on: <b>Release</b>	 Seat belt reminder: <b>Fasten seat belt(s)</b>
 READY: <b>Ready to drive</b>	 Immobilizer ( <i>blinks</i> ): <b>Use other vehicle key and see dealer</b>

 Low fuel: <b>Refill</b>	 Low tire pressure: <b>Add air</b>
 System message indicator: <b>Check MID</b>	

### On/Off Indicators

 PASSENGER AIRBAG <b>OFF</b> (next to upper display)	 Turn signals/hazards <b>on</b>
 VSA <b>OFF</b>	 High beams <b>on</b>
 ECON Mode <b>on</b>	 Electric motor <b>on</b>
 Exterior lights <b>on</b>	 EV mode <b>on</b>