






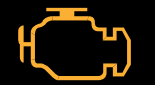






## INSTRUMENT PANEL INDICATORS

Briefly appear with each engine start. Red and amber indicators are most critical. Blue and green indicators are used for general information. See your Owner's Manual for more information.





### Malfunction Indicators

If an indicator remains on, there may be a problem; see your dealer

- |   |   |
|---|---|
|  Charging system                     |  Anti-Lock Brake System (ABS)  |
|  Low brake fluid, Brake system       |  Electric Power Steering (EPS)   |
|  Low oil pressure                    |  Malfunction indicator lamp (check engine light)                       |
|  Supplemental Restraint System (SRS) |  Vehicle Stability Assist® (VSA)                                       |
|  Transmission ( <i>blinking</i> )    |  Tire Pressure Monitoring System (TPMS) ( <i>blinks and stays on</i> ) |
|  Smart Entry System                  |  Low temperature   |










### Condition Indicators

Action is needed by driver

- |   |   |
|---|---|
|  Parking brake on:<br><b>Release</b> |  Seat belt reminder:<br><b>Fasten seat belt(s)</b> |
|---|---|

- |  |   |
|--|---|
|  Door/Trunk open:<br><b>Close door(s) / trunk</b> |  High temperature:<br><b>Drive slowly or pull over</b>                         |
|  Low fuel:<br><b>Refill</b>                       |  Message indicator:<br><b>See i-MID</b>  |
|  Low tire pressure:<br><b>Add air</b>             |  Immobilizer ( <i>blinks</i> ):<br><b>Use other vehicle key and see dealer</b> |

### On/Off Indicators

- |  |  |
|--|--|
|  PASSENGER AIRBAG <b>OFF</b><br>(next to i-MID) |  Exterior lights <b>on</b>      |
|  VSA <b>OFF</b>                                 |  Turn signals/hazards <b>on</b> |
|  CRUISE MAIN <b>on</b>                          |  Fog lights <b>on</b>           |
|  CRUISE CONTROL <b>on</b>                       |  High beams <b>on</b>           |
|  ECON* <b>on</b>                                |  |

\*if equipped