


DRIVING POSITION MEMORY SYSTEM (DPMS)

Store driver's seat and outside mirror positions into memory for each corresponding keyless remote transmitter (1 or 2). *Available on EX-L.*

How It Works



1. Turn on the vehicle. Make sure the shift lever is in Park (P).



3. Press SET. You will hear a beep.



2. Adjust the seat and outside mirrors to your preferred position.



4. Press the memory button corresponding to the remote (1 or 2) you are using within 5 seconds. You will hear two beeps.



Note: Once set, stored positions can be recalled by pressing one of the memory buttons (1 or 2) on the door.