


## SMART ENTRY WITH PUSH BUTTON START

Operate certain functions of your vehicle by simply having the remote transmitter within operating range. *Available on V-6.*

### Unlocking the Doors




Grab either one of the front door handles when the vehicle is off. Wait until the doors unlock, then pull the handle to open.



### Locking the Doors




Press the door lock button on either front door handle when the vehicle is off.



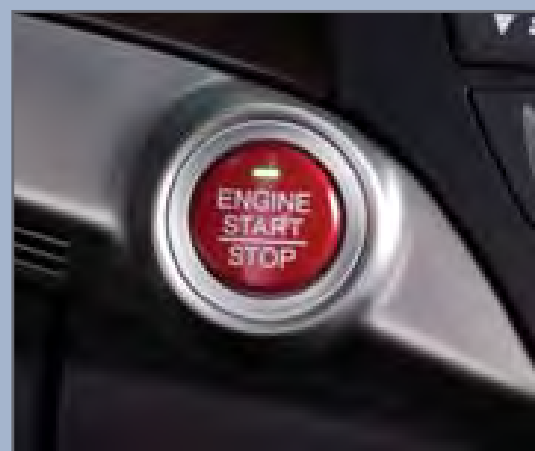
### Opening the Tailgate



Press the tailgate release button. The vehicle can be on or off.



### Engine Start/Stop Button



#### Accessory or On Mode

Press ENGINE START/STOP once without pressing the brake pedal for Accessory mode. Press it again for On mode.

#### Starting the Engine

Press and hold the brake pedal, then press ENGINE START/STOP.

#### Turning the Vehicle Off

Shift to Park, then press ENGINE START/STOP.

**Note:** If you press ENGINE START/STOP and the shift lever is not in Park, the vehicle goes into Accessory mode.