


## iPod® OR USB FLASH DRIVE

Play audio files from your compatible iPod or USB flash drive through your vehicle's audio system.

### Connecting Devices and Playing Audio Files

1. Open the center console, and pull out the USB adapter cable.





Connect the USB connector to your iPod cable or flash drive.

2. Press AUX to begin playing.



3. Press (⏮) (⏭) or (◀) (▶) to change tracks.



**Note:** Connect your device only when the vehicle is stopped.