













## INSTRUMENT PANEL INDICATORS

Briefly appear with each engine start. Red and amber indicators are most critical. Blue and green indicators are used for general information. See your Owner's Manual for more information.



### Malfunction Indicators





If an indicator remains on, there may be a problem; see a dealer.

|   |                                     |   |   |
|---|-------------------------------------|---|---|
|  | Charging system                     |  | Anti-Lock Brake System (ABS)  |
|  | Low brake fluid, Brake system       |  | IMA system  |
|  | Low oil pressure                    |  | Malfunction indicator lamp (check engine light)                       |
|  | Supplemental Restraint System (SRS) |  | Vehicle Stability Assist® (VSA)                                       |
|  | Electric Power Steering (EPS)       |  | Tire Pressure Monitoring System (TPMS) ( <i>blinks and stays on</i> ) |
|  | Low temperature                     |  | Brake system  |











### Condition Indicators

Action is needed by driver.

|   |  |   |   |
|---|--|---|---|
|  | Parking brake on:<br><b>Release</b>              |  | Seat belt reminder:<br><b>Fasten seat belt(s)</b> |
|  | Door/Hatch open:<br><b>Close door(s) / hatch</b> |  | Low fuel:<br><b>Refill</b>                        |

|   |                                      |   |   |
|---|--------------------------------------|---|---|
|  | Low tire pressure:<br><b>Add air</b> |  | High temperature indicator:<br><b>Pull over and cool down engine</b>          |
|  | Message indicator:<br><b>See MID</b> |  | Immobilizer ( <i>blinks</i> ):<br><b>Use other vehicle key and see dealer</b> |

### On/Off Indicators

|   |   |   |  |
|---|---|---|--|
|  | SIDE AIRBAG <b>OFF</b>                              |  | Auto Idle Stop <b>on</b> ( <i>blinking</i> ) |
|  | PASSENGER AIRBAG <b>OFF</b><br>(center audio panel) |  | ECON mode <b>on</b>                          |
|  | VSA <b>OFF</b>                                      |  | Exterior lights <b>on</b>                    |
|  | CRUISE MAIN <b>on</b>                               |  | Turn signals/hazards <b>on</b>               |
|  | CRUISE CONTROL <b>on</b>                            |  | High beams <b>on</b>                         |