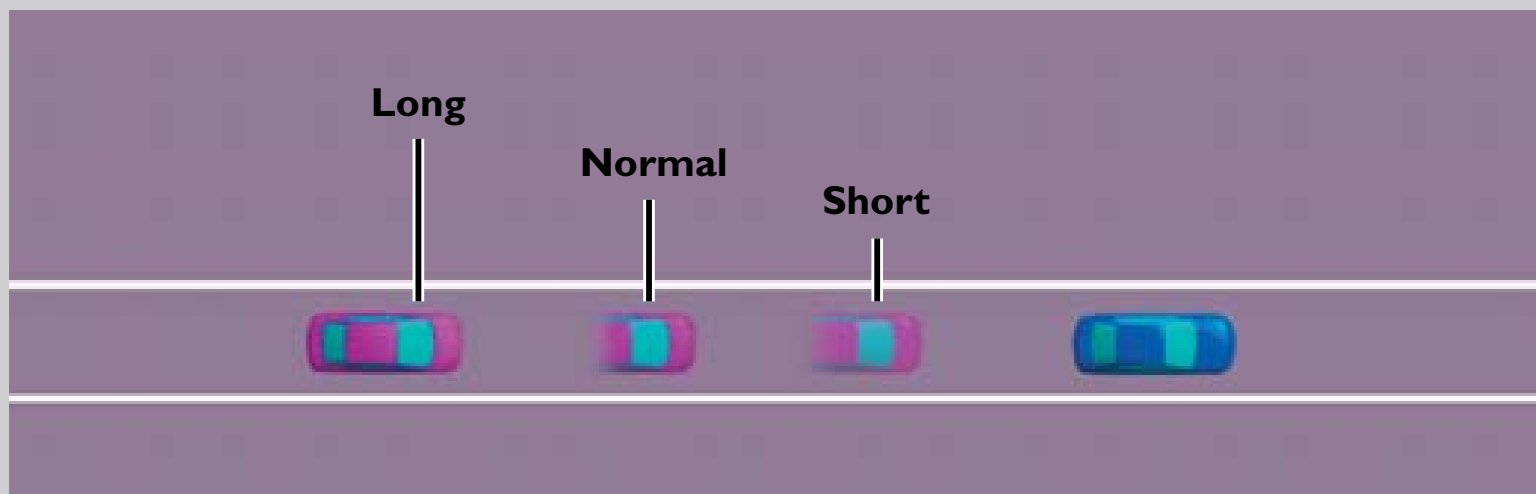


# FORWARD COLLISION WARNING (FCW)



Alerts you to the possibility of a front-end collision. Available on EX-L.

## How It Works

At 10 mph or higher, if the camera mounted in the center of the upper windshield detects a vehicle in front of you and the system determines a collision is likely, the system warns you with the following visual and audible alerts:



If you do not brake in time or take preventive action, the FCW indicator flashes and a beep sounds.



FCW may not activate under certain conditions. See your Owner's Manual for more information.

## Changing Settings

Determine the warning timing, or turn the system off.

1. Press **SETTINGS**. Use the interface dial to make and enter selections.
2. Select **Vehicle Settings**.
3. Select **Driver Assist System Setup**.
4. Select **Forward Collision Warning Distance**.
5. Select **Long**, **Normal**, **Short**, or **Off**.
6. Press **BACK** to exit the menu.

