

INTELLIGENT MULTI-INFORMATION DISPLAY (i-MID)

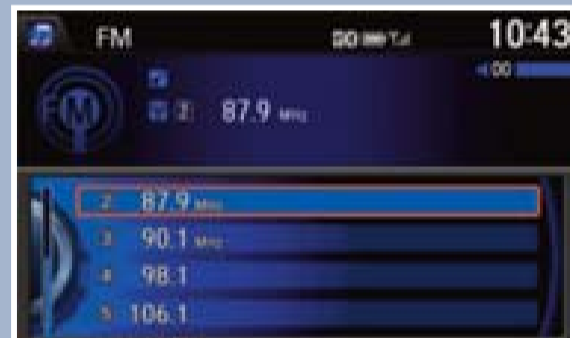
Choose what to display in the upper screen.

Changing the Display



Press the display button to change the main displays.


You can also press each display's corresponding button on the audio system.



Display Options

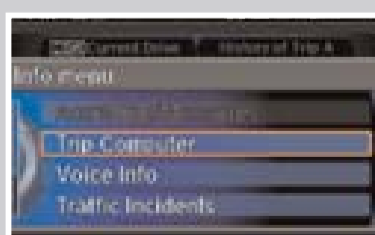
Phone

Shows phone information.



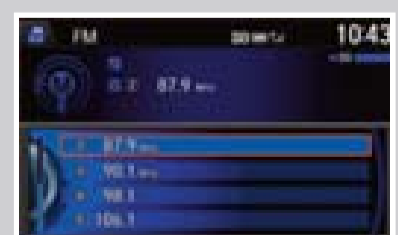
Info

Shows the trip computer, clock or wallpaper, and more.



Audio*

Shows current audio information.



*On EX-L with rear entertainment system, front audio information is shown. Press REAR AUDIO to display rear audio information.