Rear Seats

Fold down rear seats to allow for additional storage space.

Folding Down Rear Seats

1. Store the center seat belt. Insert the latch plate into the slot on the side of the anchor buckle. Retract the seat belt into the holder on the ceiling.

2. Lower the center head restraint to its lowest position. Put the armrest back into the seat-back.
3. **From the rear door side:** Pull the release strap.
   From the cargo area side: Pull the release lever.

   Make sure all items in the cargo area or items extending to the rear seats are properly secured. Loose items can fly forward if you have to brake hard.

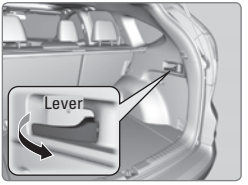

Returning Seats to the Upright Position

1. Pull the seat-back up and push back into place until you hear a click.

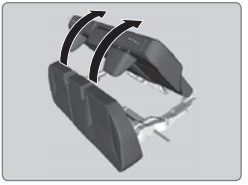

2. Push the head restraint up to its original position.

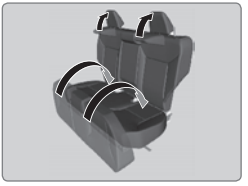

3. Pull the seat cushion up and push it down into its original position.