

# SETTINGS FOR YOUR VEHICLE

Change different settings for many features in your vehicle. See your Owner's Manual for detailed information on settings and options.

## Adjusting Vehicle Settings



Press **SETTINGS** to select the settings menu. Use the interface dial to make and enter selections.

Choose from the available options:



### **Navi Settings**

Change various settings for navigation system routing.

### **Camera Settings**

Change camera modes.

### **Vehicle Settings\***

TPMS calibration, meter setup, door setup, and more.

### **System Settings**

Adjust the display, system language, and more.

### **Phone Settings**

Pair a phone, change call and text/e-mail options, and more.

### **Info Settings**

Import wallpaper and select clock type.

### **Audio Settings**

Change sound options and various settings for audio modes.

*\*The vehicle must be in Park (P) to access this menu.*

## SYSTEM SETTINGS

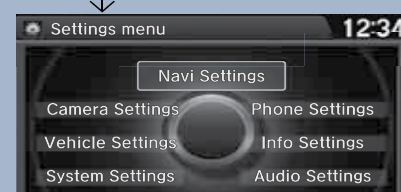
You can customize the overall display and sounds on the audio/information screen.

### Customization Flow

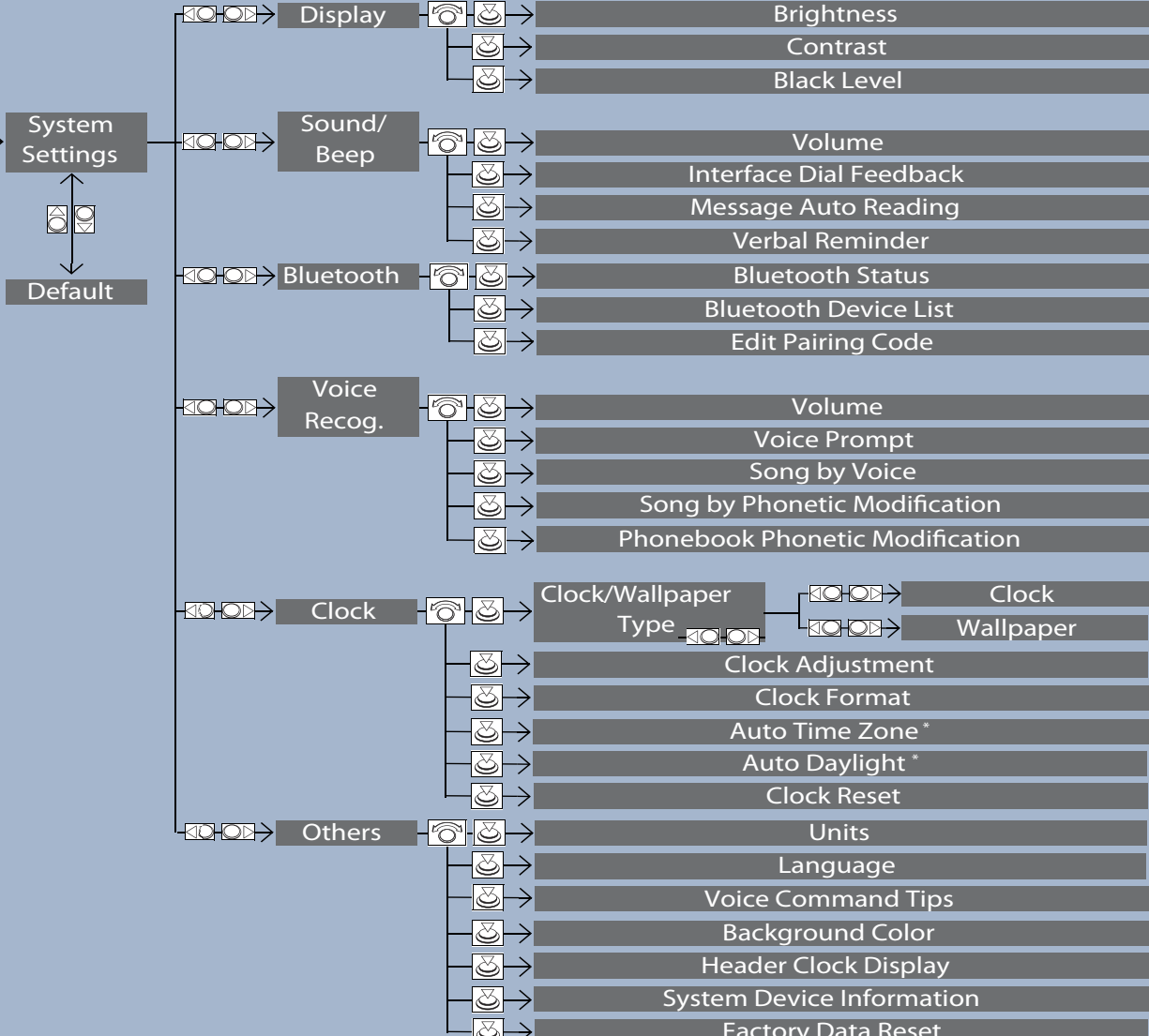
Models with navigation system

Customization flow

Press the **SETTINGS** button.



ROTATE the Interface dial  
PRESS the Enter button



\* Not available on all models

## VEHICLE SETTINGS

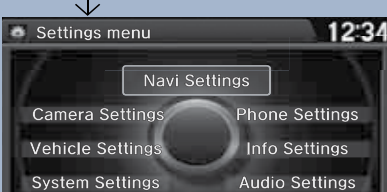
You can customize your vehicle's settings using the audio/information screen.

### Customization Flow


Models with navigation system

Customization flow

Press the **SETTINGS** button.



ROTATE the Interface dial  
PRESS the Enter button



\* Not available on all models

\*1: Beeps when ACC detects a forward vehicle

## CAMERA SETTINGS

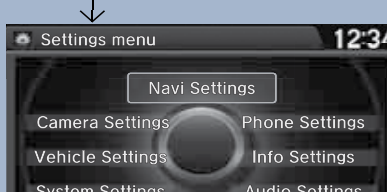
You can customize the camera displays on the audio/information screen.

### Customization Flow

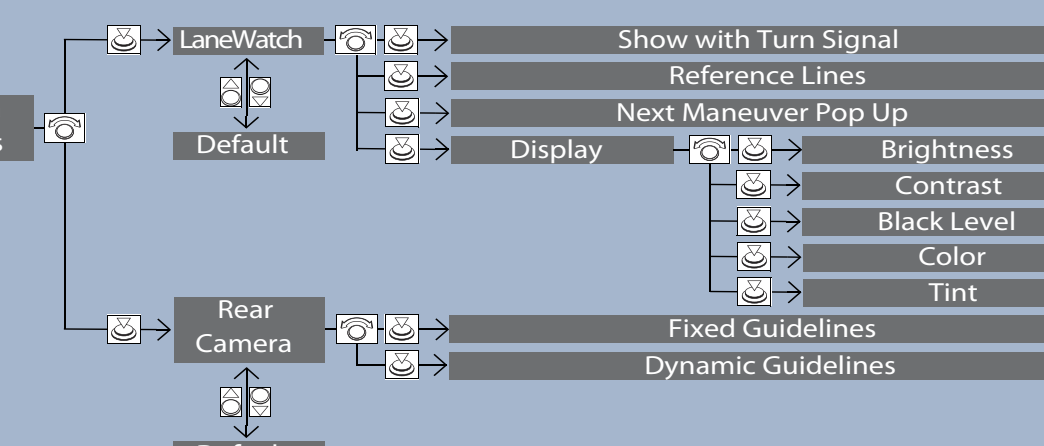
Models with navigation system

Customization flow

Press the **SETTINGS** button.



ROTATE the Interface dial  
PRESS the Enter button



## AUDIO SETTINGS

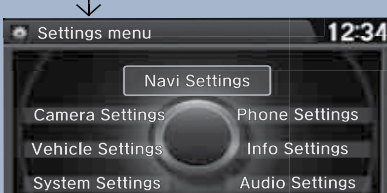
You can customize the audio settings on the audio/information screen.

### Customization Flow

Models with navigation system

Customization flow

Press the **SETTINGS** button.



ROTATE the Interface dial  
PRESS the Enter button



\* Not available on all models

List shown contains all possible options. Specific menu choices will change depending on audio system mode.

## PHONE SETTINGS

You can customize the phone settings on the audio/information screen.

### Customization Flow

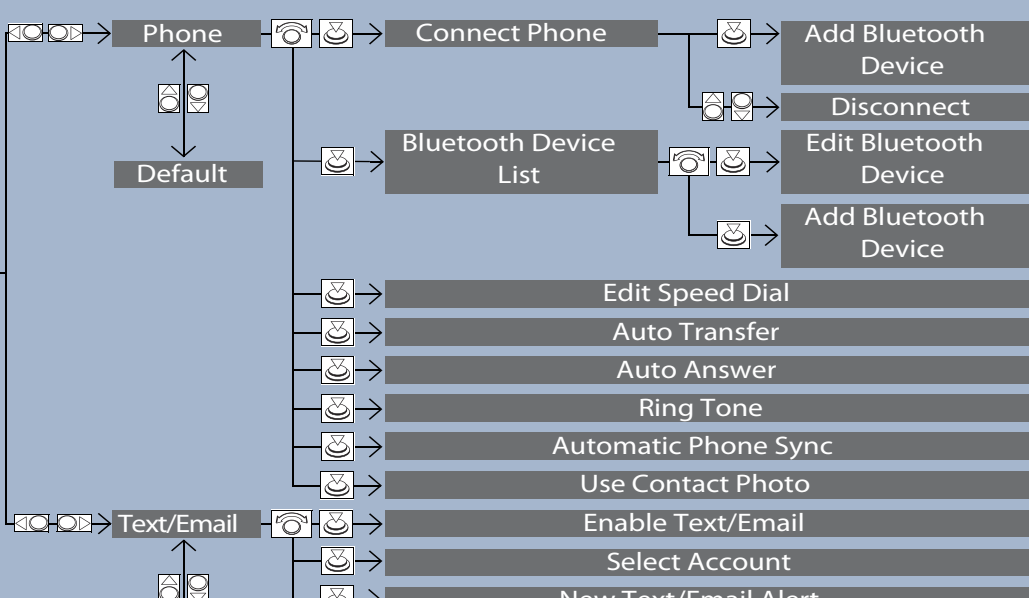
Models with navigation system

Customization flow

Press the **SETTINGS** button.



ROTATE the Interface dial  
PRESS the Enter button



## NAVI/INFO SETTINGS

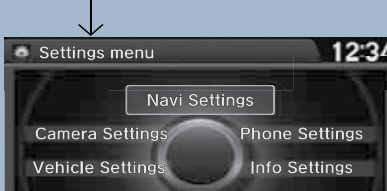
You can customize navigation and information settings on the audio/information screen.

### Customization Flow

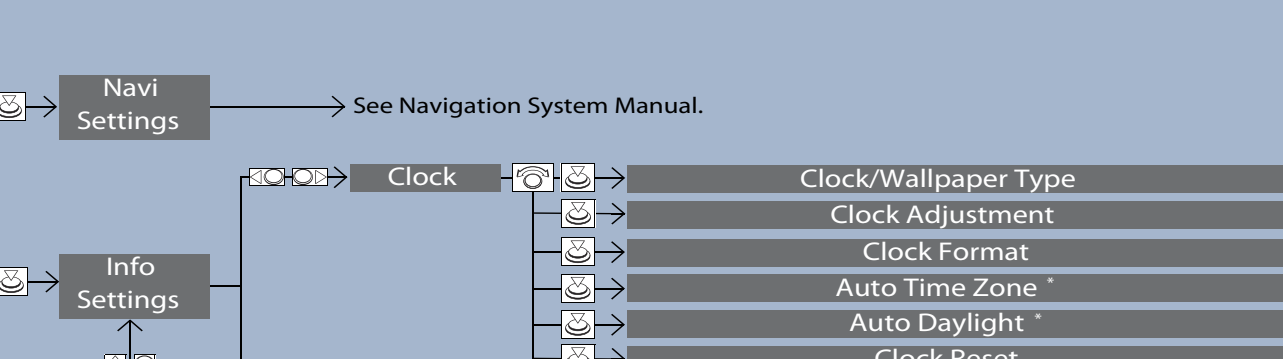
Models with navigation system

Customization flow

Press the **SETTINGS** button.



ROTATE the Interface dial  
PRESS the Enter button



\* Not available on all models