

ECO ASSIST™

When turned on, performance of the vehicle's engine, transmission, cruise control, and air conditioning system are adjusted to maximize fuel efficiency.

Turning ECON Mode On/Off


1. Press ECON.



2. The ECON mode indicator comes on.



3. Check the i-MID for the system status.



4. Press ECON again to turn the system off.

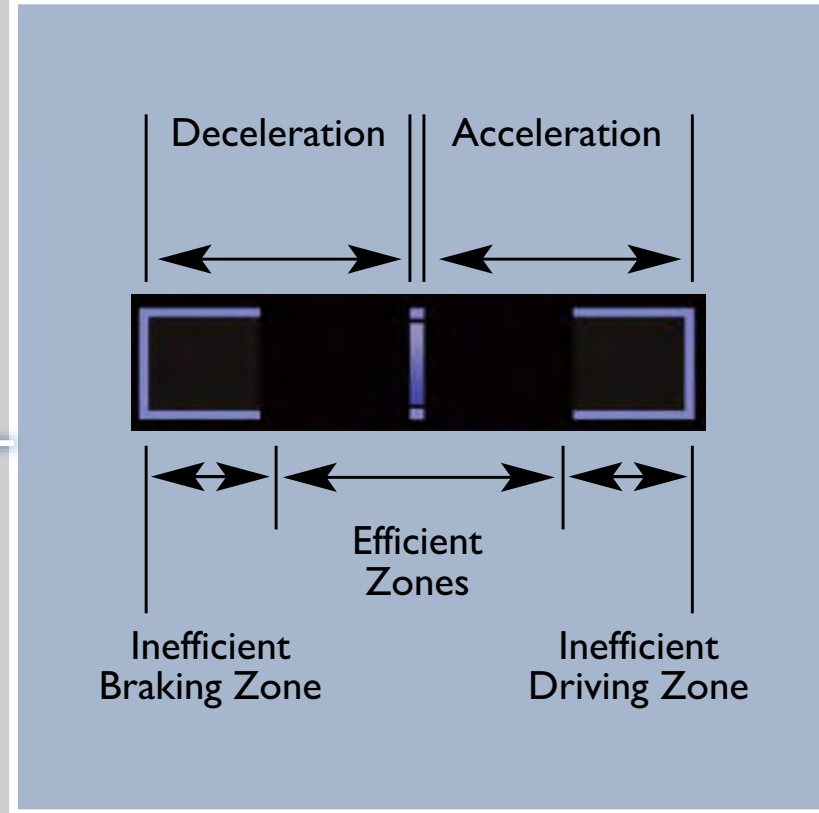
Ambient Meter

Indicates real-time fuel efficiency using color-coded bars.



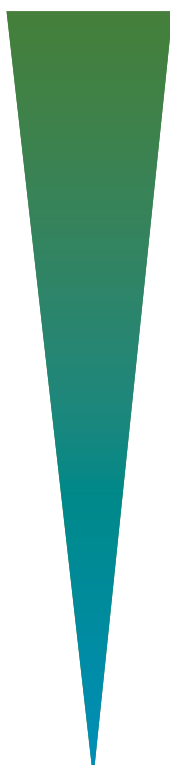


This feature can be turned off in the Customize Settings Menu. See your Owner's Manual for more information.

Driver Feedback



Real-time Fuel Efficiency Coach

Driving Style	Eco Drive Bar (on the i-MID)	Ambient Meter Background Color Changes	Fuel Efficiency
Smooth, steady acceleration high fuel efficiency			 High <

ECO Assist Scoring

Monitors the fuel efficiency of your driving style in real time and converts results into leaves, which are displayed in a series of five “plant” icons on the i-MID.

Once you start your vehicle, make sure the i-MID shows the Ecological Drive Display to view your Eco Assist score in real time.



As you drive, you earn leaves if you drive in a fuel-efficient manner, or lose them if you drive inefficiently.



When you turn the vehicle off, your drive cycle and lifetime score are displayed on the i-MID.



Drive Cycle Score

Lifetime Score

Eco Score

Each time you reach a new stage, a Stage Up Recognition icon briefly appears on the i-MID. When you reach the highest ranking, a Trophy icon briefly appears.

