


SMART ENTRY WITH PUSH BUTTON START

Operate certain functions of your vehicle by simply having the remote transmitter within operating range.

Unlocking the Doors



Grab either one of the front door handles when the vehicle is off. Wait until the doors unlock, then pull the handle to open.



Locking the Doors




Press the door lock button on either front door handle when the vehicle is off.



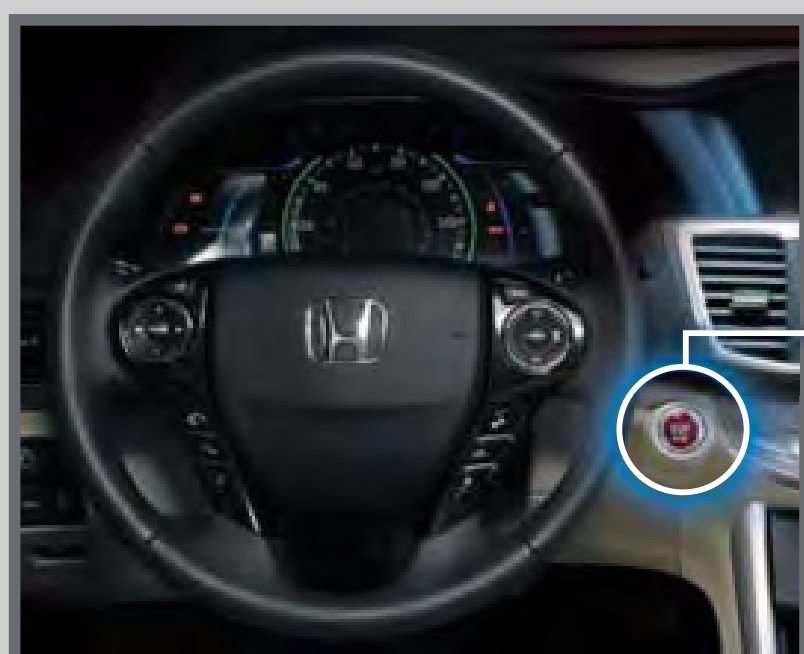
Opening the Trunk



Press the trunk release button under the trunk handle. The vehicle can be on or off.



Power Button



Accessory or On Mode

Press POWER once without pressing the brake pedal for Accessory mode. Press it again for ON mode.

Starting the Engine

Press and hold the brake pedal, then press POWER.

Turning the Vehicle Off

Shift to Park, then press POWER.

Note: If you press POWER and the shift lever is not in Park, the vehicle goes into Accessory mode.