

ECO ASSIST™

Provides various ways to monitor your fuel efficiency and driving style.

ECON Button

Helps maximize fuel efficiency.

1. Press ECON to turn the system on or off.



2. The ECON mode indicator comes on.



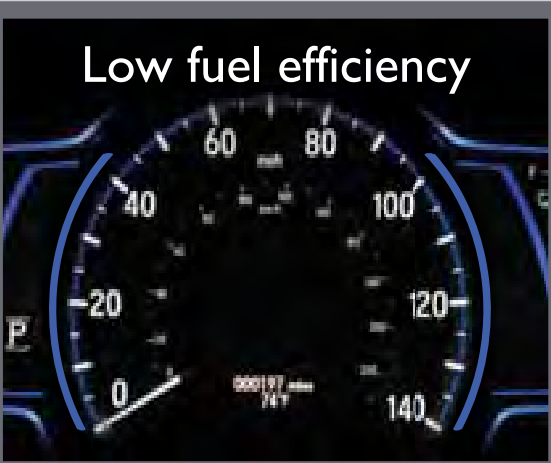
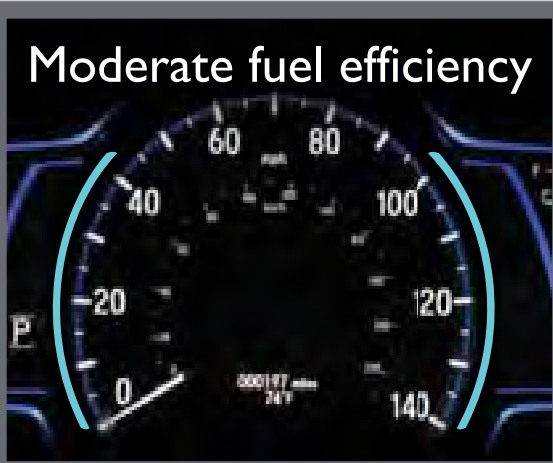
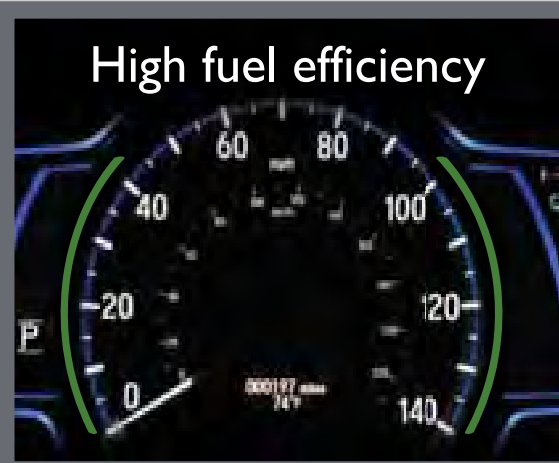
3. Check the MID.



Note: When turned on, performance of the climate control system may be adjusted.

Ambient Meter

Indicates real-time fuel efficiency using color-coded bars.

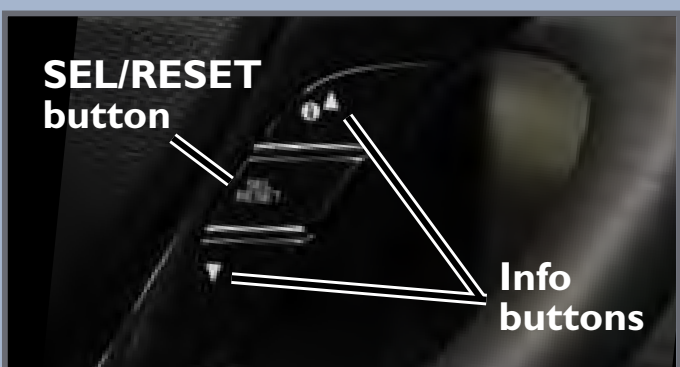


Driver Feedback

Indicates real-time fuel efficiency. Results are displayed on the MID, where the vehicle icon and its surrounding color change based on your driving style.



Press either Info (▲/▼) button to toggle to the Eco Drive Display.



Real-time Fuel Efficiency Coach	
Driving Style	Eco Drive Display (on the MID)
Smooth, steady acceleration maximizes fuel efficiency	
Smooth, steady deceleration maximizes fuel efficiency	
Aggressive acceleration lowers fuel efficiency	
Aggressive deceleration lowers fuel efficiency	

As you drive, you earn leaves for driving efficiently, or lose them for driving inefficiently. When you turn the vehicle off, your drive cycle and lifetime score are displayed on the MID.

