

INSTRUMENT PANEL INDICATORS














Briefly appear with each engine start. Red and orange indicators are most critical. Blue and green indicators are used for general information. See your Owner's Manual for more information.



Automatic transmission shown



Malfunction Indicators


If an indicator remains on, there may be a problem; see your dealer

 STARTER SYSTEM	Starter system*	 (ABS)	Anti-Lock Brake System (ABS)
 - +	Charging system		Malfunction lamp (check engine light)
 BRAKE	Low brake fluid		Tire Pressure Monitoring System (TPMS) (<i>blinks and stays on</i>)
 BRAKE SYSTEM	Brake system		Vehicle Stability Assist® (VSA)
	Low oil pressure		Smart Entry System*
	Supplemental Restraint System (SRS)		Automatic light control
	Electric Power Steering (EPS)		










Condition Indicators

Action is needed by driver

 BRAKE	Parking brake on: Release		Seat belt reminder: Fasten seat belt(s)
--	-------------------------------------	---	---

	Door/Trunk open: Close door(s) / trunk		Low tire pressure: Add air
	Low fuel: Refill		Maintenance Minder™: Make dealer appointment
	Immobilizer (<i>blinks</i>): Use other vehicle key and see dealer		

On/Off Indicators

	PASSENGER AIRBAG OFF (next to display screen)		Fog lights on*
	VSA OFF		Exterior lights on
	CRUISE CONTROL on		Turn signals/hazards on
	CRUISE MAIN on		High beams on
	ECON Mode on		

*if equipped