


SMART ENTRY WITH PUSH BUTTON START

Operate certain functions of your vehicle by simply having the remote transmitter within operating range.

Unlocking the Doors




Grab either one of the front door handles when the vehicle is off. Wait until the doors unlock, then pull the handle to open.



Locking the Doors




Press the door lock button on either front door handle when the vehicle is off.



Opening the Trunk



Press the trunk release button under the trunk handle.



Engine Start/Stop Button



Accessory or On Mode

Press ENGINE START/STOP once without pressing the brake pedal for Accessory mode. Press it again for On mode.

Starting the Engine

Press and hold the brake pedal, then press ENGINE START/STOP.

Turning the Vehicle Off

Shift to Park, then press ENGINE START/STOP.

Note: If you press ENGINE START/STOP and the shift lever is not in Park, the vehicle goes into Accessory mode.