

AUTO DOOR LOCKS

Program how and when the vehicle doors automatically lock and unlock.

Door Locks



Default Lock Setting

The doors are preset to lock when your vehicle reaches about 10 mph.

Default Unlock Setting

Only the driver's door is preset to unlock when you shift into Park (P).


Programming the Auto Door Unlock Setting

Follow the below steps to program all doors to unlock when you shift to Park. See your Owner's Manual for other setting options.



1. Close the driver's door. Shift into Park.




2. Turn the ignition switch to ON (II).



3. Press and hold the unlock side of the master lock switch for about 10 seconds. In that time, you will hear three clicks.



4. Within 5 seconds, turn the ignition switch to LOCK (0).



Note: The driver's and front passenger's doors can be opened by pulling the inner front door handle, regardless of the setting. Changing the setting to "All Doors" is useful for unlocking the rear doors when either inner front door handle is pulled.