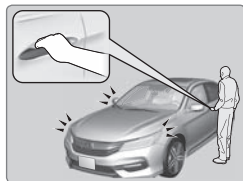


Smart Entry System*

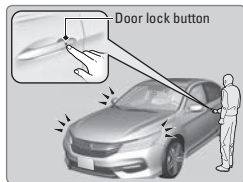
When you carry the remote transmitter (for example, in a pocket or purse) and it is outside the vehicle and within range (about 32 inches or 80 cm), you can lock or unlock the doors and trunk without handling the transmitter.

■ Unlocking/Locking the Doors

To unlock: Grab the driver's door handle when the vehicle is off to unlock the driver's door. Grab the front passenger's door handle to unlock all doors.



To lock: Press the door lock button on the front door handle when the vehicle is off. If the remote transmitter is inside the vehicle, the doors will not lock.



■ Unlocking the Trunk

Press the trunk release button* to unlock and open the trunk.



**if equipped*

VEHICLE CONTROLS

Learn about the various controls necessary for operating and driving the vehicle.

Using the Key or Remote Transmitter*

Lock or unlock the doors and trunk.

Unlock button: Press once to unlock the driver's door. Press again to unlock all doors.

Engine button*: Press and hold to remotely start the engine.

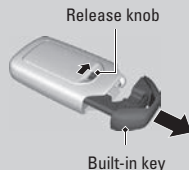


Lock button: Press to lock the doors. Press again for audible verification.

Trunk button: Press and hold to unlock and open the trunk.

Panic button: Press to sound the alarm for 30 seconds. Press again to cancel.

Built-in key*: Slide the release knob on the back of the transmitter to pull out the built-in key.



NOTICE

Leaving the key or remote transmitter in the vehicle can result in theft or accidental movement of the vehicle. Always take it with you whenever you leave the vehicle unattended.

HANDLING THE UNEXPECTED

Learn about what to do in critical or emergency situations.

Smart Entry Remote Battery Strength*

If the battery life in your remote transmitter is weak, a beep sounds and the ENGINE START/STOP button indicator flashes. A message appears in the multi-information display with information on how to start the engine.*

1. Touch the back of the remote transmitter to the ENGINE START/STOP button while the indicator is flashing.
2. With the brake pedal or clutch pedal pressed, press the ENGINE START/STOP button within 10 seconds.

