

Eco Assist™ System

Can help improve fuel economy by adjusting the performance of the engine, transmission, climate control system, and cruise control. Press the ECON mode button to turn the system on or off (see page 71).

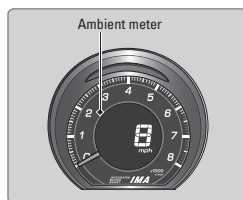
Ambient Meter

Color-coded bars change based on your driving style and brake or accelerator pedal operation.

Green: Fuel efficient driving

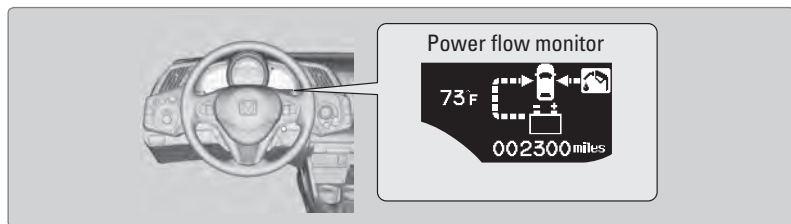
Blue-green: Moderate acceleration/deceleration

Blue: Aggressive acceleration/deceleration

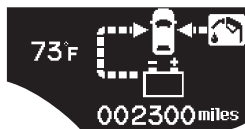


Power Flow Monitor

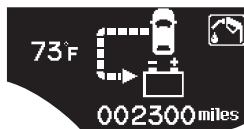
Monitors engine and electric motor power flow and whether the system is assisting the engine or charging the battery. Press the Info (▲/▼) button on the steering wheel to scroll to the screen.



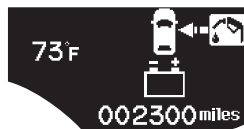
Here are some examples of screens:



Power is supplied with the engine and the electric motor is assisting the engine.



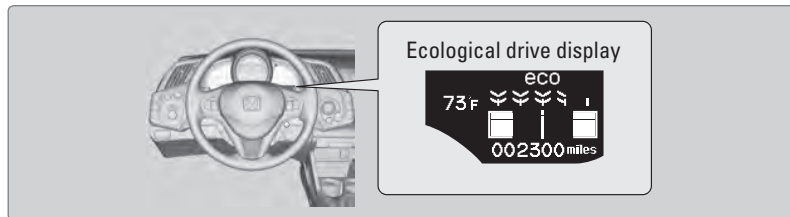
The electric motor is charging the IMA battery.



Power is supplied by the engine.

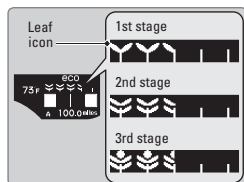
■ Ecological Drive Display

Monitors the fuel efficiency of your driving style in real time. Press the Info (▲/▼) button on the steering wheel to scroll to the screen.

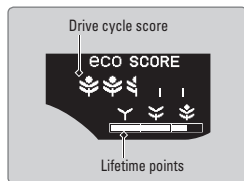


Real-time score

Your driving “score” is shown as leaves, which accumulate or diminish based on your driving style and its impact on fuel economy.



When you turn the vehicle off, your drive cycle and lifetime score are displayed.



Eco drive bar

The bar extends based on your driving style. The more aggressive your acceleration or deceleration is, the farther the bar extends from the center. Keep the bar near the center line for more fuel efficient driving.

