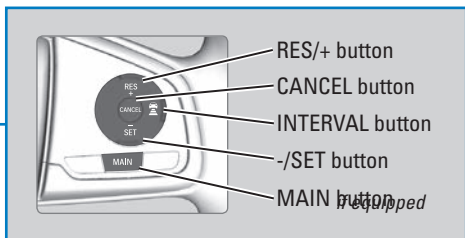
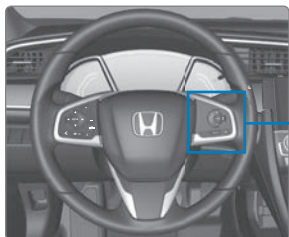


Adaptive Cruise Control (ACC) with Low Speed Follow (LSF)*

Helps maintain a constant vehicle speed and a set following interval behind a vehicle detected ahead of yours.



■ Activating and Setting the Vehicle Speed

1. Press the MAIN button. The ACC indicator appears.
2. Accelerate to the desired speed.

Above 25 mph (40 km/h): Take your foot off the pedal and press the -/SET button to set the speed.

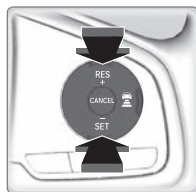
Below 25 mph (40 km/h) (Low Speed Follow): Press the -/SET button to set the speed at 25 mph (40 km/h) if a vehicle is detected in front of you.



■ Adjusting the Vehicle Speed

Press the RES/+ button to increase speed, or the -/SET button to decrease speed.

Each time you press the switch up or down, the vehicle speed is increased or decreased by about 1 mph or 1 km/h. If you keep the switch pressed up or down, the vehicle speed increases or decreases by 5 mph or 5 km/h until you release it.



■ Adjusting the Following Interval

Press the INTERVAL button to change the following interval. Each time you press the button, the following-interval setting cycles through short, middle, long, and extra long.

| Interval | Short | Middle | Long | Extra Long |
|-----------------------|-------|--------|------|------------|
| Approx. Gap (seconds) | 1.1 | 1.5 | 2.1 | 2.9–3.0 |



* if equipped

■ Switching to Standard Cruise Control

Press and hold the Interval button.

Cruise mode appears in the Driver Information Interface. Press and hold the button again to switch back to ACC.


■ When in Operation

If a vehicle is detected ahead of you when ACC is turned on, the system maintains, accelerates, or decelerates your vehicle's set speed to keep the vehicle's set following interval from the vehicle ahead.

If a vehicle detected ahead of you slows down abruptly, or if another vehicle cuts in front of you, a beep sounds and BRAKE appears on the Driver Information Interface to alert you.

When a vehicle detected ahead is within range and stops, your vehicle also stops. The Stopped message appears on the Driver Information Interface.

When the vehicle ahead of you starts again, the vehicle icon on the Driver Information Interface blinks. Press the RES/+ button or the -/SET button, or press the accelerator pedal to resume the prior set speed.



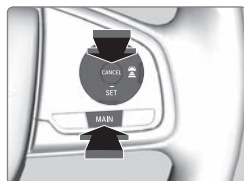
■ Canceling ACC

Press the CANCEL or MAIN buttons, or press the clutch for five seconds or the brake pedal.

Certain conditions may cause ACC to cancel automatically. When this happens, a message appears on Driver Information Interface.

After adaptive cruise control has been canceled, you can still resume the prior set speed by pressing the RES/+ button.

Press the MAIN button to turn the system off.



WARNING

Exiting a vehicle that has been stopped while the ACC with LSF system is operating can result in the vehicle moving without operator control.

A vehicle that moves without operator control can cause a crash, resulting in serious injury or death.

Never exit a vehicle when the vehicle is stopped by ACC with LSF.

WARNING

ACC with LSF has limited braking capability and may not stop your vehicle in time to avoid a collision with a vehicle that quickly stops in front of you.

Always be prepared to apply the brake pedal when conditions require.

WARNING

Improper use of ACC with LSF can lead to a crash.

Use ACC with LSF only when driving on expressways or freeways and in good weather conditions.