

Interior and Exterior Lights

Operate interior and exterior lights when the power mode is on or off.

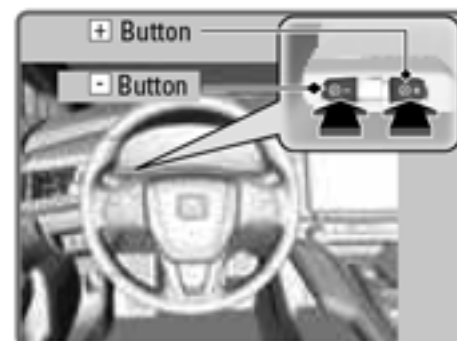
■ Brightness Control

Adjust instrument panel brightness when the power mode is on.

To brighten: Press the (+) button.

To dim: Press the (-) button.

A beep sounds when the brightness reaches its minimum or maximum.



■ Interior Lights

Change the interior light settings using the switch on the ceiling.

ON position: Interior lights remain on.

Door-activated position: Interior lights come on when any of the doors are opened, the driver's door is unlocked, or the power mode is turned off.

OFF position: Interior lights remain off.


Map lights: Press the map lights to turn on or off.




■ Exterior Lights

Rotate the switch on the headlight lever to operate the exterior lights.

OFF: All exterior lights are off.

: Turn on exterior lights except headlights.

AUTO: Turn on the automatic lighting feature. Headlights turn on or off depending on ambient brightness when the power mode is on. Headlights automatically come on after the wipers are engaged for a certain time.

: Turn on all exterior lights including headlights.

