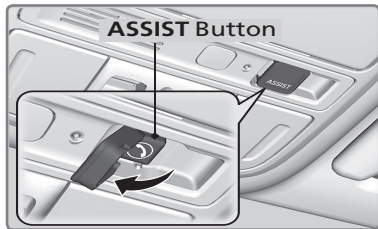
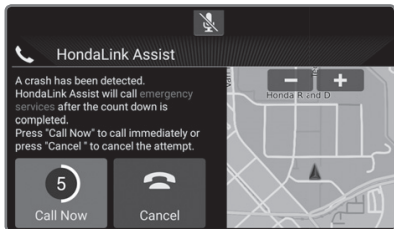


HondaLink® Service*

If your vehicle's airbags deploy or if the unit detects that the vehicle is severely impacted, your vehicle automatically will attempt to connect to the HondaLink® operator. If connected, information about your vehicle, its location, and its condition can be sent to the operator*¹; you also can speak to the operator when connected. Your phone must be paired to the system and have good cellular connection. Visit hondalink.honda.com for more information.



If you need to talk to the HondaLink® operator in a situation where no airbag has deployed, you can manually connect to them by pressing the **ASSIST** button with the power mode in **ACCESSORY** or **ON**.

1. Open the cover attached to the ceiling console.
2. Press the **ASSIST** button.

You are connected to the HondaLink® operator.

Do not press the button while driving. When you need to contact the operator, park the vehicle in a safe place.

If the unit fails to connect to the operator, it automatically cancels the action after three minutes.

If necessary, the cover can be broken to access the **ASSIST** button.

If the unit fails to connect to the operator, it repeatedly tries until it succeeds.

**1: Depending on your phone and cellular signal capability, your vehicle's location may not be sent to the operator.*


**if equipped*

IMPORTANT: *In a crash, HondaLink® will attempt to notify emergency services but NEITHER HONDA NOR ITS SERVICE PROVIDERS GUARANTEE THAT SUCH NOTIFICATION WILL OCCUR.*

Honda reserves the right to terminate HondaLink® services at any time or for any reason, and in the future may not be able to provide services due to changes in, or obsolescence of, technology integral to the service or changes in governmental regulation.

■ Operator Assistance

Connect to a HondaLink® operator for roadside assistance or help finding a destination.

1. Press the **LINK** button.
Connection to the operator begins.
2. Talk to the operator.
To disconnect, select Hang Up on the audio/information screen or press the  button on the steering wheel.

