
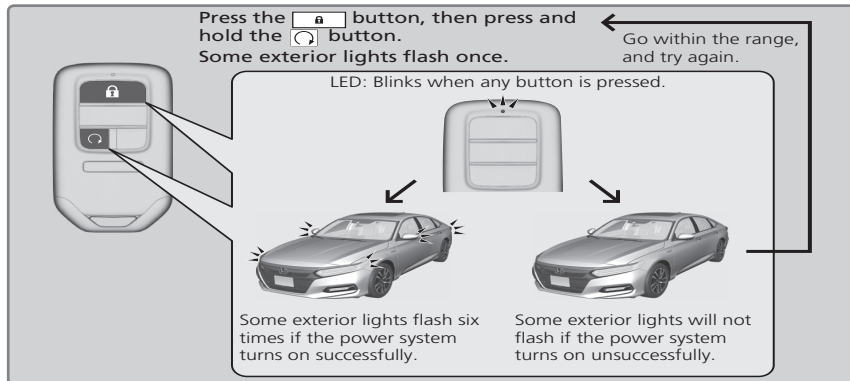



Remote Engine Start with Vehicle Feedback

You can remotely turn the power system on using the  button on the smart entry remote.



■ Starting the Power system

Press the Lock button, then press and hold the  button within 5 seconds to remotely start the power system.

The power system runs for up to 10 minutes. To extend the run time for another 10 minutes, repeat the procedure during the initial 10 minutes.

The remote engine start may violate local laws. Before using the remote engine start, check your local laws.

While the power system is on, the vehicle will automatically precondition inside the vehicle.

When it is warm outside:

- The climate control system is activated in auto mode.

When it is cold outside:

- The defroster is activated at a moderately warm temperature.
- The rear defogger and door mirror heaters are activated.
- The seat heaters* and heated steering wheel* are activated.

■ Stopping the Power System

Press and hold the  button.

The power system will also stop if it has been running for more than 10 minutes or if any door is opened without using the smart entry remote.

WARNING

Engine exhaust contains toxic carbon monoxide gas.

Breathing carbon monoxide can kill you or cause unconsciousness.

Never use the remote engine starter when the vehicle is parked in a garage or other area with limited ventilation.

**if equipped*