

## HondaLink®

Provides you with useful information about your vehicle directly from Honda.

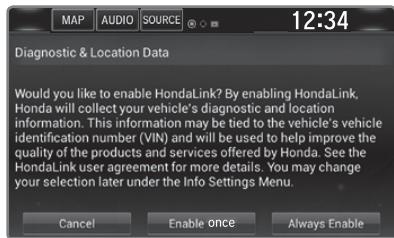
Visit [automobiles.honda.com/handsfreelink](http://automobiles.honda.com/handsfreelink) or call (888) 528-7876 to check phone compatibility. Standard data rates may apply with your phone service provider.

To get more information on HondaLink, visit [www.hondalink.com](http://www.hondalink.com).

### ■ HondaLink Connection

Follow the steps below to connect to HondaLink and use its features.

1. Download the HondaLink Connect app to your compatible smartphone.
2. Pair your phone to *Bluetooth HandsFreeLink*.
3. From the HOME screen, select HondaLink.
4. Certain features require you to send vehicle information to Honda. Select *Enable Once*, *Always Enable*, or *Cancel*.



## ■ HondaLink Menu

Select a menu option.

**Places:** Display restaurants, gas stations, and other locations. You can send a location to the navigation system and set a route.

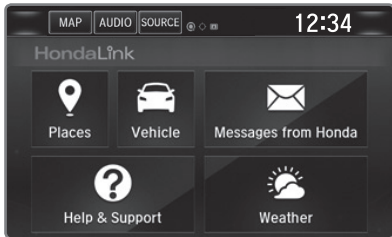
**Vehicle:** Get instructional messages when your vehicle needs service.

**Help & Support:** Display tips for vehicle usage, get roadside assistance, or contact customer service.

**Messages from Honda:** Display helpful and important information from Honda.

If you have a new message, a yellow envelope icon appears at the top of the screen and a beep sounds. You can swipe down to view the message from any screen.

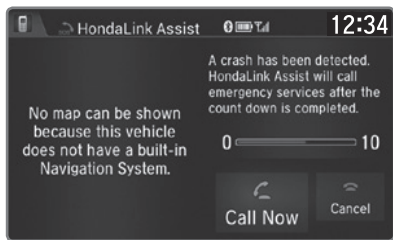
**Weather:** Display a weekly five-day weather forecast for any location.



## HondaLink® Service

If your vehicle's airbags deploy or if the unit detects that the vehicle is severely impacted, your vehicle automatically attempts to connect to an operator. Your phone must be paired to the system and have good cellular connection. Visit [www.hondalink.com](http://www.hondalink.com) for more information.

6. Make sure your phone is on and paired to *Bluetooth* HandsFreeLink.
7. Select *Call Now*, or the system automatically connects after 10 seconds. The vehicle information and its position may be sent to the operator.\*
8. Select *Talk Now* to immediately talk to the operator.
9. When the call is complete, select *Hang Up* or press the *Hang-Up/Back* button on the steering wheel.



*\*Depending on your phone and cellular signal capability, your vehicle's location may not be sent to the operator.*