


INSTRUMENT PANEL


Learn about the indicators, gauges, and displays related to driving the vehicle.

Models with information display



Some indicators not available on all models.

Models with multi-information display



Some indicators not available on all models.

Indicators briefly appear with each engine start and then go out. Red and amber indicators are most critical. Blue and green indicators are used for general information.

Malfunction Indicators

These are the most critical indicators. If they come on and stay lit while driving or at any other time, there may be a problem. See your dealer if necessary.



Brake system

- Brake fluid is low.
- The brake system has a problem.

Press the brake pedal lightly to check pedal pressure. If normal, check the brake fluid level when you stop. If abnormal, take immediate action. If necessary, downshift the transmission to slow the vehicle using engine braking. Have your vehicle repaired immediately.



Low oil pressure

Engine oil pressure is low. Stop in a safe place. Open the hood. Check the oil level and add oil if necessary. If the indicator does not turn off, have your vehicle repaired immediately.



Charging system

The battery is not charging. Turn off all electrical items, but do not turn off the vehicle to prevent further battery discharge. Have your vehicle repaired immediately.



Supplemental Restraint System (SRS)

There is a problem with one of the airbag systems or seat belt tensioners.



Smart Entry system*

There is a problem with the smart entry system.



Malfunction indicator lamp (check engine light)

- The emissions control system may have a problem or the fuel cap is loose or missing.
- (Blinks) A misfire in the engine's cylinders is detected. Stop in a safe place, and wait for the engine to cool down.



Anti-lock Brake System (ABS)

There is a problem with the anti-lock brake system. Your vehicle still has normal braking ability, but no anti-lock function.



Tire Pressure Monitoring System (TPMS) (U.S. models only)

There is a problem with the tire pressure monitoring system or the vehicle is fitted with the compact spare tire.



Vehicle Stability Assist (VSA[®])

There is a problem with the VSA system or hill start assist system.



Brake system

There is a problem with a braking system other than the regular brakes.



Electric power steering

There is a problem with the system. Stop in a safe place and restart the vehicle.

LKAS Lane Keeping Assist System (LKAS)*
There is a problem with the system.

ACC Adaptive Cruise Control (ACC)*
There is a problem with the system.



Road Departure Mitigation (RDM)*
There is a problem with the system.



Collision Mitigation Braking System (CMBS)*
There is a problem with the system, the temperature is too high, or the camera is blocked.



Starter system*
There is a problem with the starter system.



High temperature
The engine coolant temperature is high. Drive slowly to prevent overheating. If the indicator remains on, immediately stop the vehicle in a safe place.



Low temperature
The engine coolant temperature is low. If the indicator remains on, there may be a problem with temperature sensors.



Immobilizer
Your key or remote transmitter cannot be recognized by the vehicle. If the indicator blinks, you may not be able to start the engine. Turn the vehicle off and then on again. If it continues to blink, there may be a problem with the system. See your dealer.

Condition Indicators

These indicators may require you to perform an action.



Parking brake
Release the parking brake before driving. You will hear a beep if you drive with it not fully released.



Seat belt reminder
Make sure seat belts are fastened for you and all passengers. The indicator blinks and beeps sound continuously if you and/or your front passenger has not fastened your seat belts when you begin driving. If the indicator remains on after seat belts are fastened, see your dealer.



Door/tailgate open*
A door or the tailgate is open. A beep sounds if any door or the tailgate is open while driving.

**Low fuel***

Refuel as soon as possible. If the indicator blinks, there is a problem with the fuel gauge. See your dealer.

**Low tire pressure**

Stop in a safe place, check tire pressures and inflate tire(s) if necessary. If the indicator remains on after tire inflation, you need to calibrate the system. The indicator also appears if your vehicle is fitted with the compact spare tire. Have your regular tire repaired or replaced as soon as possible.

Washer fluid level *(Canadian models only)*

Washer fluid is low. Refill the reservoir.

Maintenance Minder*

Scheduled maintenance for your vehicle is due.

System message*

When a condition or malfunction indicator comes on, a message also appears on the multi-information display. Check the display for more information. See the message again or press the button to return to the normal screen.

On/Off Indicators

These indicators remind you when an item is on or off.



VSA off



High beams on



VSA on (blinks)



Exterior lights on



CRUISE MAIN* on



ECON mode* on



CRUISE CONTROL* on



ACC* on



Turn signals/hazards on



CMBS* off




Fog lights* on



LKAS* on

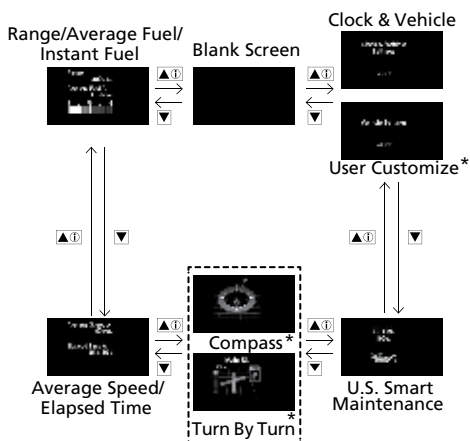
Multi-Information Display*

Consists of several displays that provide you with useful information.



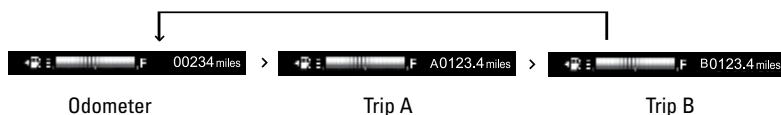
Main Displays

Press the ▲①/▼ buttons to scroll through the different icons shown. Detailed information for the selected icon appears after a few seconds, or you can press the ENTER button to view it.



Lower Displays

Press the Select/Reset button to cycle through the lower displays shown below.



*if equipped