

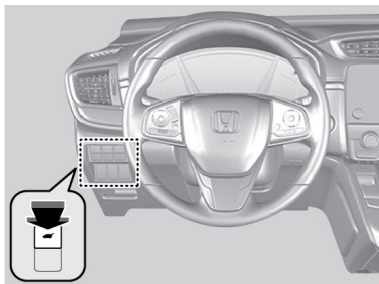
Tailgate Operation

Use these methods to operate the tailgate.

■ Power Tailgate Button

To open or close the power tailgate, press the power tailgate button for about one second.

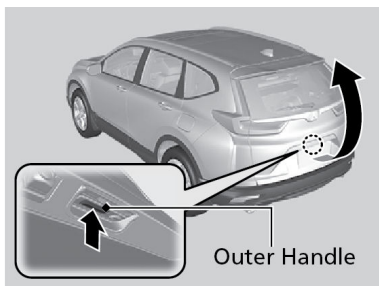
If you press the button again while the power tailgate is moving, it will stop. Press the button for about one second, and the power tailgate will reverse direction.



■ Power Tailgate Outer Handle

Automatic Operation

If you press the outer handle of the tailgate for no longer than one second, the tailgate opens automatically.




Manual Operation

If you want to open the tailgate manually, press the button for more than one second.

■ Programmable Tailgate Position

You can set the maximum opening of the tailgate to suit your needs.

If you press the outer handle of the tailgate for no longer than one second, the tailgate opens automatically.



To close the tailgate, press the outer handle again while the tailgate is opening.

If you press the outer handle again while the power tailgate is moving, it will stop. Press the outer handle, and the power tailgate will reverse direction.

■ Power Tailgate Inner Button

Press the button on the tailgate to close the power tailgate.

If you press the button again while the power tailgate is moving, it will stop. Press and release the button again, and the power tailgate will reverse direction.



■ Power Tailgate Hands Free Access*1

Use a forward and back kicking motion under the center of the rear bumper to open or close the power tailgate while carrying the smart entry remote. Some exterior lights flash twice and a beeper sounds once, then the tailgate begins to move.

Note: This function will not operate if you don't have the smart entry remote on you. Please make sure you have the smart entry remote on you.

During rain or in other instances when the vehicle becomes wet, the sensor may not properly detect your foot motion.



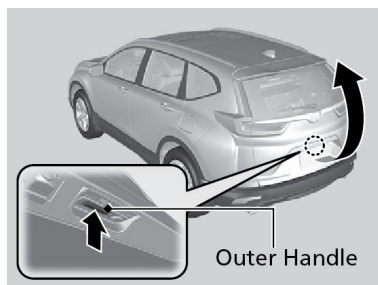
⚠ WARNING

Closing a power tailgate while anyone is in the path of the tailgate can cause serious injury.

Make sure everyone is clear before closing the power tailgate.

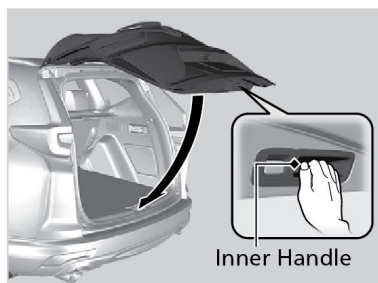
■ Opening the Tailgate

When all the doors are unlocked or press the tailgate unlock button on the remote transmitter, the tailgate is unlocked. Press the outer handle and lift open the tailgate.



■ Closing the Tailgate

Grab the inner handle and pull the tailgate down. Push it closed from the outside.



*1 - If equipped

VEHICLE CONTROLS

Models with Smart Entry System

If you are carrying the smart entry remote, you do not have to unlock the tailgate before opening it.