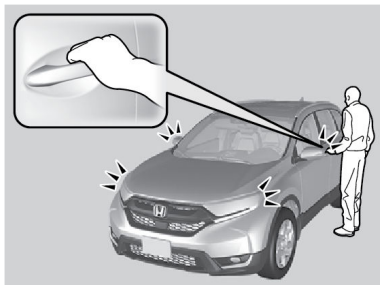


Smart Entry System*1

When you carry the remote transmitter (for example, in a pocket or purse) and it is outside the vehicle and within range (about 32 inches or 80 cm), you can lock or unlock the doors, and open the tailgate without handling the transmitter.

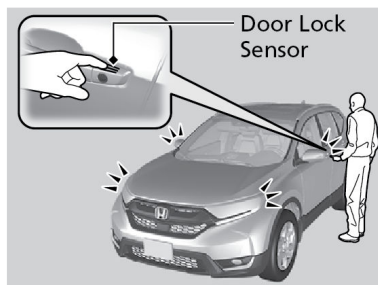
■ Unlocking/Locking the Doors

To unlock: Grab the driver's door handle to unlock the driver's door. Grab the front passenger's door handle to unlock all the doors and the tailgate. You can customize this feature's behavior.



**1 - If equipped*

To lock: Press the door lock sensor on the front door or the tailgate.



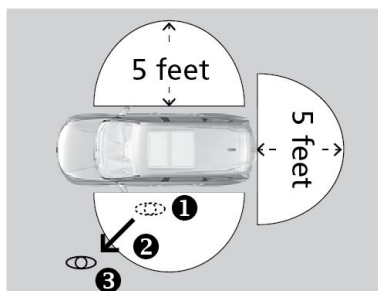
■ Walk Away Auto Lock®

When you walk away from the vehicle while carrying the remote transmitter, the doors and tailgate can automatically lock if the following conditions are met:

- The remote transmitter is within a range of 5 feet (1.5 m).
- All doors and the tailgate are closed.
- There is not an additional remote transmitter inside the vehicle.

Follow these steps:

1. Exit the vehicle, close the door and stay near it. Listen for a beep. The system is activated.
2. Walk at least 5 feet (1.5 m) away.
3. Listen for a beep and look for the lights to flash. The doors lock.



The auto lock function is set to OFF as the factory default setting. The auto lock function can be set to ON using the

audio/information screen or If you set the auto lock function to ON using the audio/information screen or the , only the remote transmitter that was used to unlock the driver's door prior to the setting change can activate auto lock. To turn on this feature, follow the steps below:

1. From the HOME screen, select Settings.
2. Select SYSTEM.
3. Select Vehicle.
4. Select Door/Window Setup.
5. Select Walk Away Auto Lock.