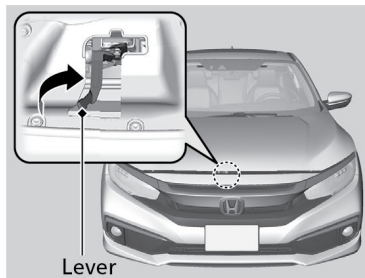
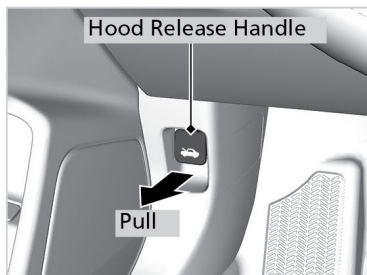


■ Opening the Hood

1. Park the vehicle on a level surface and set the parking brake.

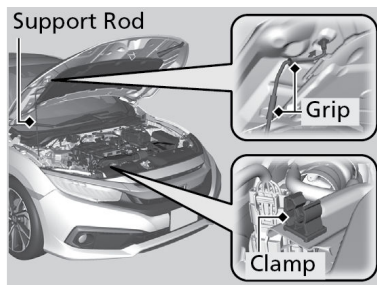
2. Pull the hood release handle under the lower left corner of the dashboard.
3. Pull the hood latch lever in the center of the hood to release the lock mechanism, and open the hood.



4. Remove the support rod from the clamp using the grip. Mount the support rod in the hood.

When closing, remove the support rod, and stow it in the clamp, then gently lower the hood.

Lower the hood, to approximately 12 inches (30 cm) and press firmly down with your hands.



NOTICE

Do not open the hood when the wiper arms are raised. The hood will strike the wipers, and may damage either the hood or the wipers.