

VEHICLE CONTROLS

Smart Entry System^{*1}

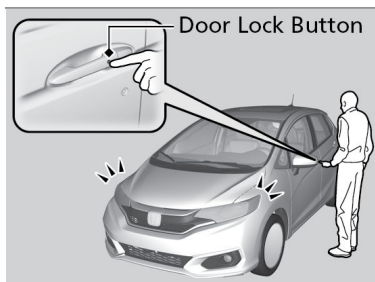
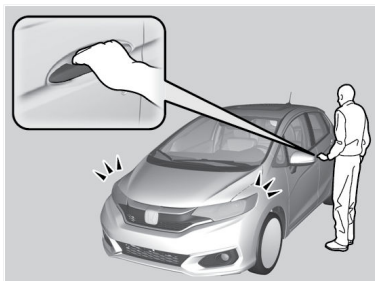
When you carry the remote transmitter (for example, in a pocket or purse) and it is outside the vehicle and within range (about 32 inches or 80 cm), you can lock or unlock the doors, without handling the transmitter.

**1 - If equipped*

■ Unlocking/Locking the Doors

To unlock: Grab the driver's door handle to unlock the driver's door. Grab the front passenger's door handle to unlock all the doors. You can customize this feature's behavior.

To lock: Press the door lock button on the front door or the tailgate.



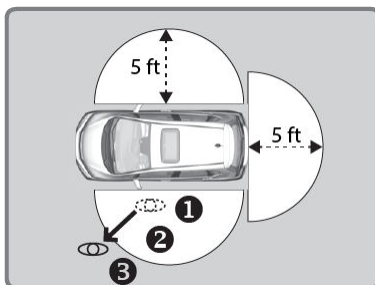
■ Walk Away Auto Lock

When you walk away from the vehicle while carrying the remote transmitter, the doors can automatically lock if the following conditions are met:

- The remote transmitter is within a range of 5 feet (1.5 m).
- All doors and the trunk are closed.
- There is not an additional remote transmitter inside the vehicle.

Follow these steps:

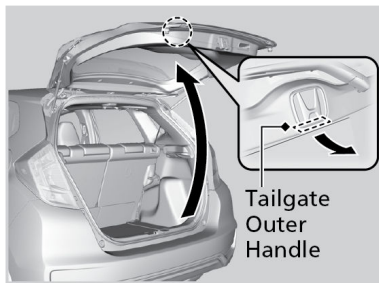
1. Exit the vehicle, close the door and stay near it. Listen for a beep. The system is activated.
2. Walk at least 5 feet (1.5 m) away.
3. Listen for a beep and look for the lights to flash. The doors lock.



■ Opening the Tailgate

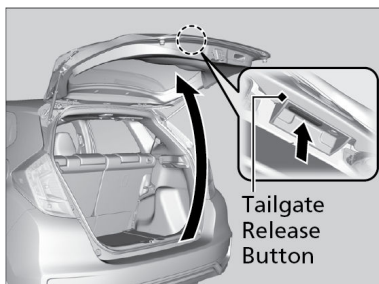
Models without smart entry system

Pull up the tailgate outer handle and lift up the tailgate to open it.



Models with smart entry system

Press the tailgate release button and lift up the tailgate to open it.



■ Closing the Tailgate

Grab the inner handle and pull the tailgate down.

Push it closed from the outside.

