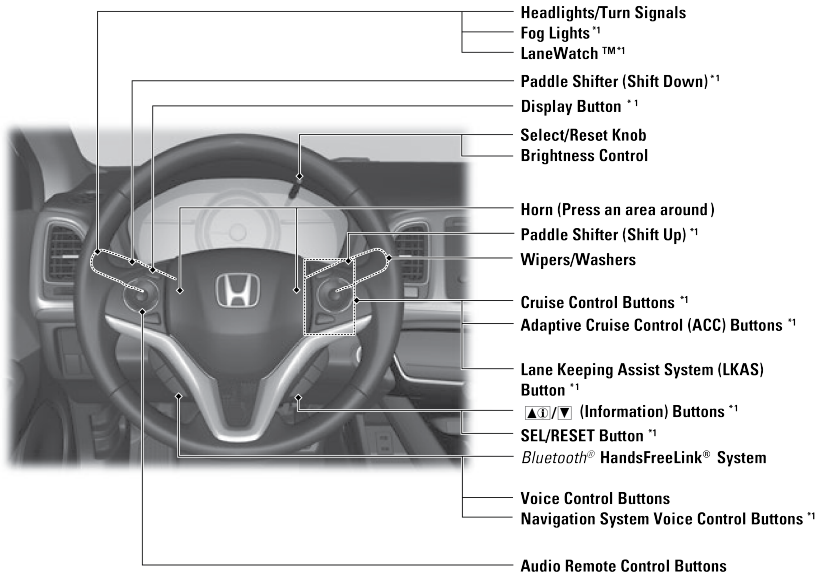


VISUAL INDEX

Quickly locate items in the vehicle's interior.

Steering Wheel and Nearby Controls



**1 - If equipped*

AUDIO AND CONNECTIVITY

■ **Audio Remote Controls*1**

You can operate certain functions of the audio system using the steering wheel controls.

**1 - If equipped*

Models with Display Audio

Steering Wheel Menu Button

When listening to the radio

Press Menu: To display the menu items. You can select Scan, Save Preset, or Seek.

When listening to the SiriusXM® radio*1

Press Menu: To display the menu items. You can select Scan, Save Preset, Channel, or Category.

When listening to a USB flash drive

Press Menu: To display the menu items. You can select Scan, Repeat, or Random.

When listening to an iPod

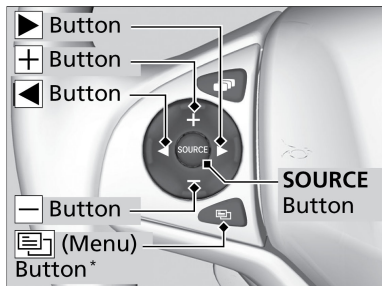
Press Menu: To display the menu items. You can select Repeat or Shuffle.

When listening to a Bluetooth® Audio

Press Menu: To display the menu items. You can select Pause or Play.

When listening to a Pandora®*1

Press Menu: To display the menu items. You can select Bookmark, or Play/Pause.



**1 - If equipped*

NAVIGATION

Learn how to enter a destination and operate the navigation system*1.


Basic Navigation Operation

A real-time navigation uses GPS and a map database to show your current location and help guide you to a desired destination. You can operate the system using voice commands or the system controls.

To reduce the potential of driver distraction, certain manual functions may be inoperable or grayed out while the vehicle is moving. Voice commands are always available.

■ Steering Wheel Controls

Use the steering wheel controls to give voice commands. If you press the MENU button on the steering wheel and select Navigation Menu while on the map screen, the following items are available. Use the steering wheel buttons to select the items.



- Go Home
- Recent Destination
- Calculation Mode
- Saved Places
- Stop
- Add New Address

**1 - If equipped*