

NAVIGATION

Learn how to enter a destination and operate the navigation system*1.

Basic Navigation Operation

A real-time navigation uses GPS and a map database to show your current location and help guide you to a desired destination. You can operate the system using voice commands or the system controls.

To reduce the potential of driver distraction, certain manual functions may be inoperable or grayed out while the vehicle is moving. Voice commands are always available.

Steering Wheel Controls

Use the steering wheel controls to give voice commands. If you press the Home button on the steering wheel, select Navigation and then scroll the left selector wheel, the following items are available. Use the steering wheel buttons to select the items.



Left Selector Wheel (Home) Button

Talk Button Tips

The system recognizes only the commands in the Voice Command Index, see Voice Portal Commands.

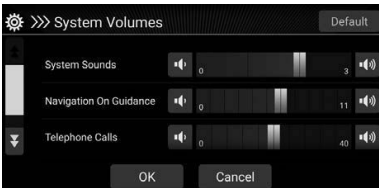
- When using the Talk button, wait for a beep before saying a command.
- To bypass the system prompts, simply press the Talk button again to say your command.
- Speak in a clear, natural voice.
- Reduce all background noise.
- Adjust the dashboard vents away from the microphone in the ceiling.
- Close the windows and moonroof*1.

System Guidance Volume

Adjust the volume using the volume knob during the voice guidance.

*1 - If equipped

1. Press the Home button.
2. Select Settings.
3. Select System.
4. Select System Volumes.
5. Select System Volumes.



Navigation Display and Controls

(Home)
Display the HOME screen.

(Back)
Go back to the previous screen.

(Display Mode)
Switch between Day and Night modes manually.

Navigation
Display the navigation feature that was used the last time.
At start-up, the map screen is displayed.



Touch icons on the screen to enter information and make selections.

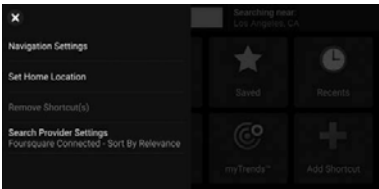
Entering Your Destination

Use several methods to enter a destination.

Home Address

Store your home address in the system so you can easily route to it.

1. Select Set Home Location.



2. Select an option.

Select **Use Current Location** to set home location.

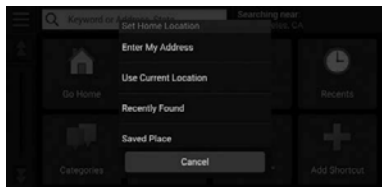
If selecting **Enter My Address**, **Recently Found** or **Saved Place**, proceed to steps 3 and 4.

3. Select the home location.

4. Select **Select**.

The following options are available:

- **Enter My Address:** Sets the home location by entering the address.
- **Use Current Location:** Sets your current location as your home location.
- **Recently Found:** Sets the home location from a recently found location.
- **Saved Place:** Sets the home location from a saved place.



Street Address

Enter a street address.

1. From the Navigation screen, select the search bar.

The search history is displayed below the search bar.

Suggested search terms appear below the search bar as you type.

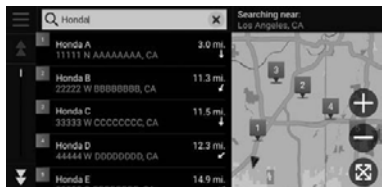


2. Enter a search term.

3. Select **Done** or a suggested search term.

4. Select your destination from the list.

5. Select **Go!** to set the route to your destination.



Routing

After a destination is set, you can alter or cancel your route.

Map Legend

NAVIGATION



⚠ WARNING

Using the navigation system while driving can take your attention away from the road, causing a crash in which you could be seriously injured or killed.

Operate system controls only when the conditions permit you to safely do so.

VOICE COMMAND INDEX

Learn about the available voice commands to help you operate the vehicle. The system recognizes only those commands shown here. Press the TALK button before you say a command.

Voice Portal Commands

When you press the TALK button, the Voice Portal screen appears. Say one of the options, and follow the system prompts.

- Phone
- Navigation^{*2}
- Audio

Navigation Commands^{*2}

When you press the Talk button and say “*Navigation*,” you can say one of the options below. Follow the system prompts.

- Show/View map
- Detour
- Go home
- Find city
- Find address
- Recent Places
- Stop route
- Find intersection

*^{*2} - Models with navigation only*