

NAVIGATION

Learn how to enter a destination and operate the navigation system*1.

Basic Navigation Operation

A real-time navigation uses GPS and a map database to show your current location and help guide you to a desired destination. You can operate the system using voice commands or the system controls.


To reduce the potential of driver distraction, certain manual functions may be inoperable or grayed out while the vehicle is moving. Voice commands are always available.

■ Steering Wheel Controls

Use the steering wheel controls to give voice commands.

- Go Home
- Saved
- Recent
- Cancel Route



 (Home) Button


■ Talk Button Tips

The system recognizes commands in the Voice Command Index, see Voice Portal Commands.

- When using the Talk button, wait for a beep before saying a command.
- To bypass the system prompts, simply press the Talk button again to say your command.
- Speak in a clear, natural voice.
- Reduce all background noise.
- Adjust the dashboard vents away from the microphone in the ceiling.
- Close the windows and moonroof*1.

**1 - If equipped*




■ System Guidance Volume

1. Select Home.
2. Select Navigation.
3. Select  (Map Tools icon).
4. Select Guidance Volume.
5. Select - or + to adjust the volume.



■ Navigation Display and Controls

Touch icons on the screen to enter information and make selections.

 (Home)
Display the HOME screen.
 (Back)
Go back to the previous screen.
 (Display Mode)
Switch between Day and Night modes manually.

Navigation
Display the map screen.



VOL (Volume)
Increase or decrease the audio volume.

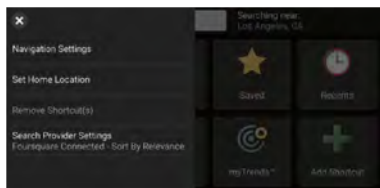
Entering Your Destination

There are several methods to enter a destination.

■ Home Address

Store your home address in the system so you can easily route to it.

1. Press the MAP button.
2. Select the Where to button.



3. Select Menu and then select Set Home Location.

Select Use Current Location to set home location.

If selecting Enter My Address, Recently Found or Saved Place, proceed to steps 4 and 5.

4. Select the home location.
5. Select Select.

■ Street Address

Enter an address to use as the destination.

1. From the Home screen, select Navigation.
2. Select the search bar, then search tools.
3. Select Address.
4. Enter the house number and street name.
5. Select Done or a suggestion.
6. Select your destination from the list.
7. Select Go! to set the route to your destination.



Routing

After a destination is set, you can alter or cancel your route.

■ Map Legend



⚠ WARNING

Using the navigation system while driving can take your attention away from the road, causing a crash in which you could be seriously injured or killed.

Operate system controls only when the conditions permit you to safely do so.