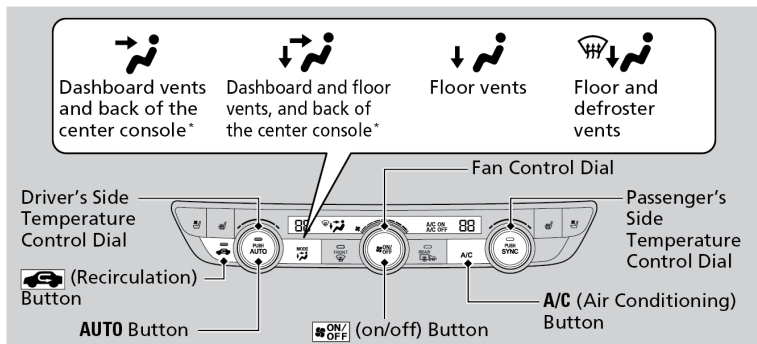


Climate Control System

The automatic climate control system maintains the interior temperature you select. The system also selects the proper mix of heated or cooled air that raises or lowers the interior temperature to your preference as quickly as possible.

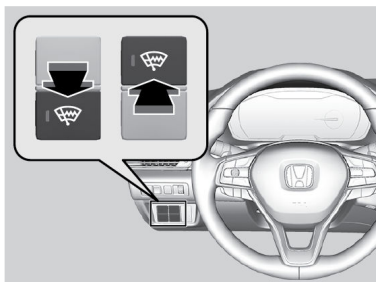
■ Front Operation - Climate Control System



*Not available on all models

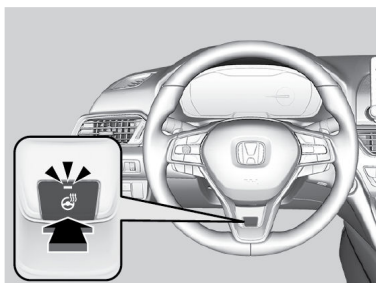
■ Heated Windshield Button*³

Press the heated windshield button to deice the windshield when the power mode is in ON.



■ Heated Steering Wheel*⁴

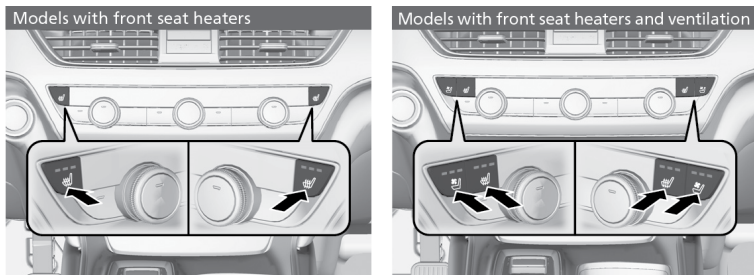
The power mode must be in ON to use the heated steering wheel. Press the button on the lower side of the steering wheel. The heated steering wheel is turned off every time you start the power system, even if you turned it on the last time you drove the vehicle.



*³ - Canadian models only

Front Seat Heaters*¹ and Ventilation*¹

The power mode must be in ON to use the seat heaters or ventilation.



Press the seat heater or the seat ventilation button:

- Once - The HI setting (three indicators on)
- Twice - The MID setting (two indicators on)
- Three times - The LO setting (one indicator on)
- Four times - The OFF setting (no indicators on)

Do not use the seat heaters*¹ and the seat ventilation*¹ even in LO when the power system is off. Under such conditions, the 12-volt battery may be weakened, making the power system difficult to start.

After a certain period of time, the strength setting for the seat heaters will automatically be reduced by one level at a time until the seat heater shuts off. The elapsed time varies according to the interior environment.

⚠ WARNING

Heat-induced burns are possible when using seat heaters.

Persons with a diminished ability to sense temperature (e.g., persons with diabetes, lower-limb nerve damage, or paralysis) or with sensitive skin should not use seat heaters.

**4 - Canadian models only, if equipped*

**1 - If equipped*

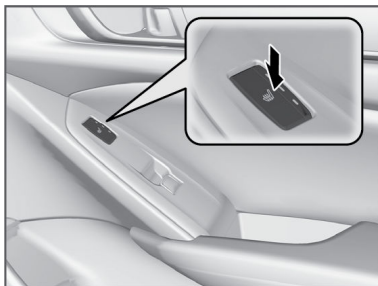
Rear Seat Heaters*1

The power mode must be in ON to use the seat heaters.

There is no heater in the rear center seating position.

Press the seat heater button:

- Once - The HI setting (three indicators on)
- Twice - The MID setting (two indicators on)
- Three times - The LO setting (one indicator on)
- Four times - The OFF setting (no indicators on)



Do not use the seat heaters even in LO

when the power system is off. Under such conditions, the 12-volt battery may be weakened, making the power system difficult to start.

After a certain period of time, the strength setting for the rear seat heaters will automatically be reduced by one level at a time until the rear seat heaters shuts off. The elapsed time varies according to the interior environment.

⚠ WARNING

Heat-induced burns are possible when using seat heaters.

Persons with a diminished ability to sense temperature (e.g., persons with diabetes, lower-limb nerve damage, or paralysis) or with sensitive skin should not use seat heaters.

**1 - If equipped*