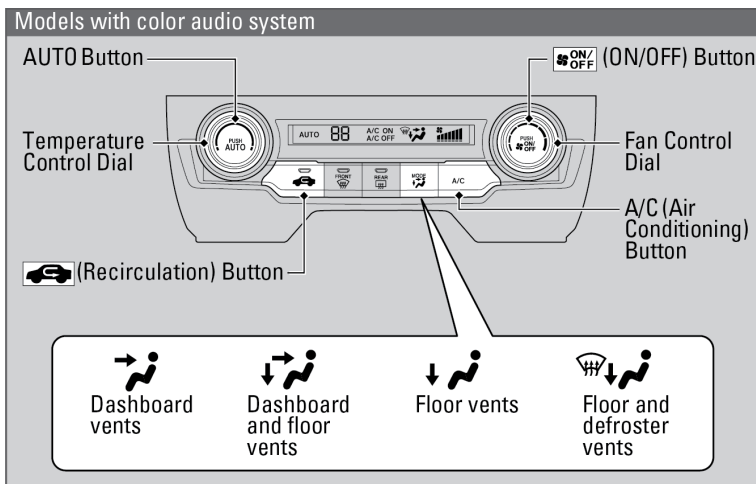


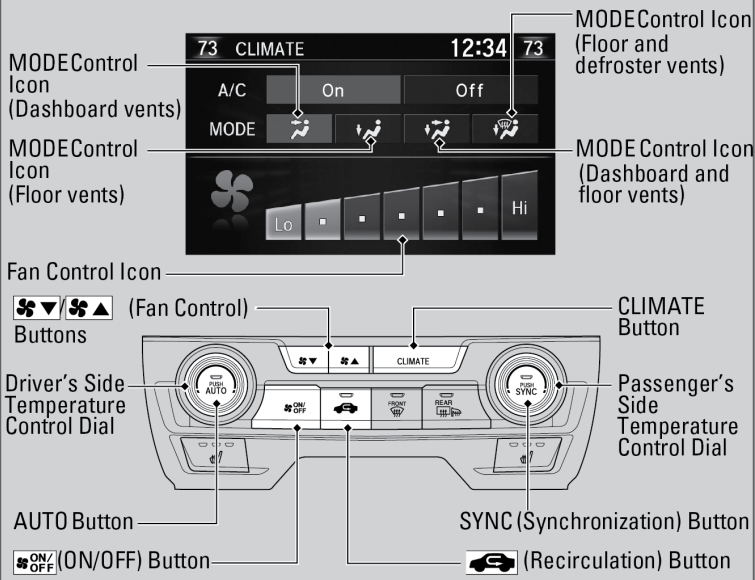
Climate Control System

The automatic climate control system maintains the interior temperature you select. The system also selects the proper mix of heated or cooled air that raises or lowers the interior temperature to your preference as quickly as possible.

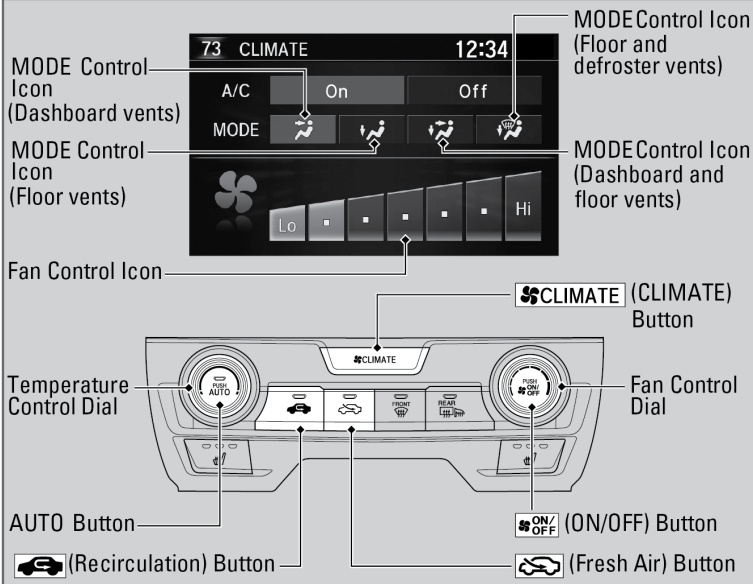
■ Front Operation - Climate Control System



Models with Display Audio with SYNC button



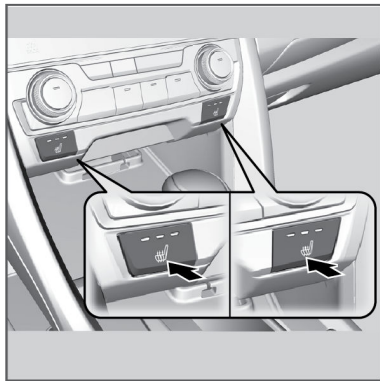
Models with Display Audio without SYNC button



Front Seat Heaters*1

Press the seat heater *1 button to cycle through settings.

- Once - The HI setting (three indicators on)
- Twice - The MID setting (two indicators on)
- Three times - The LO setting (one indicator on)
- Four times - The OFF setting (no indicators on)



⚠ WARNING

Heat-induced burns are possible when using seat heaters.

Persons with a diminished ability to sense temperature (e.g., persons with diabetes, lower-limb nerve damage, or paralysis) or with sensitive skin should not use the seat heaters.

**1 - If equipped*

Rear Seat Heaters*1

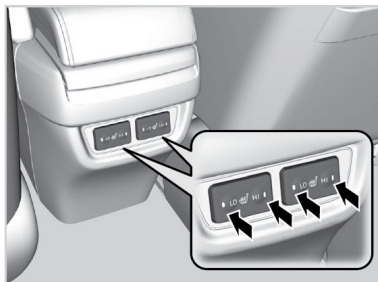
The power mode must be in **ON** to use the seat heaters.

There is no heater in the rear center seating position.

While in **HI**, the heater cycles on and off.

The appropriate indicator will be on while the seat heater is on. Briefly press the switch on the opposite side to turn the heater off. The indicator will be off.

Do not use the seat heaters even in **LO** when the engine is off. Under such conditions, the battery may be weakened, making the engine difficult to start. In the **LO** setting, the heater runs continuously and does not automatically turn off.



⚠ WARNING

Heat-induced burns are possible when using seat heaters.

Persons with a diminished ability to sense temperature (e.g., persons with diabetes, lower-limb nerve damage, or paralysis) or with sensitive skin should not use the seat heaters.

**1 - If equipped*