

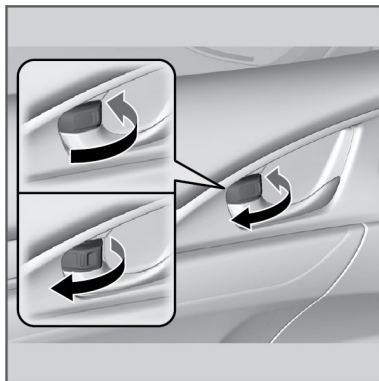
Door Operation

There are four methods of unlocking the doors from inside the vehicle.

■ Using the Lock Tab

To unlock: When you unlock either front door using the lock tab, the specific door (driver's or passenger's) unlocks.

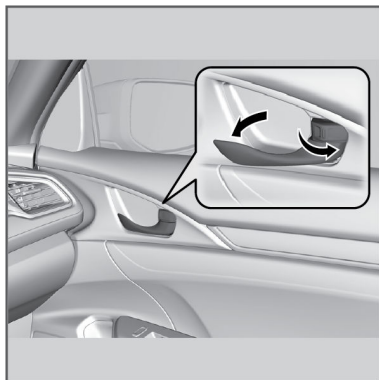
To lock: When you lock the door using the lock tab on the driver's door, all the other doors and the hatch lock at the same time. When you lock the door using the lock tab on the front passenger's door, only that door locks.



■ Using the Front Door Inner Handle

Pull the front door inner handle. The door unlocks and opens in one motion. Unlocking and opening the driver's door from the inner handle unlocks all other doors.

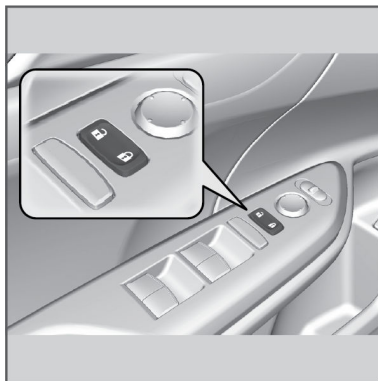
Do not pull a front door inner handle while the vehicle is moving.



■ Using the Master Door Lock Switch

To unlock: Press the unlock side of the switch to unlock all doors and the hatch.

To lock: Press the lock side of the switch to lock all doors and the hatch.



■ Childproof Door Locks

The childproof door locks prevent the rear doors from being opened from the inside regardless of the position of the lock tab.

Slide the lever in the rear door to the lock position, and close the door.

Open the door using the outer door handle.

Note: To open the door from the inside when the childproof door lock is on, put the lock tab in the unlock position, lower the rear window, put your hand out of the window, and pull the outside door handle.

