

Tailgate Operation

Use these methods to operate the tailgate.

■ Precautions for Opening/Closing the Tailgate

Always make sure individuals and objects are clear of the tailgate before opening or closing it.

The power tailgate can be opened/closed when the transmission is in Park (P).

NOTICE

Do not push or pull on the power tailgate when it is being automatically opened or closed. Forcibly opening or closing the power tailgate while in operation can deform the tailgate frame.

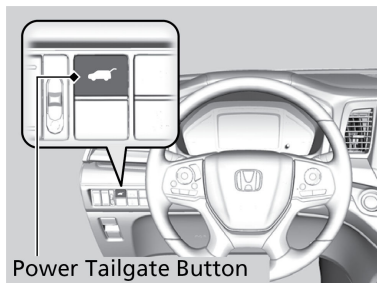
When operating the power tailgate, make sure there is enough space around your vehicle. People near the tailgate may be seriously hurt if the

tailgate hits or closes on their heads. Be especially cautious if children are around.

■ Power Tailgate Button

To open or close the power tailgate, press the power tailgate button for about one second.

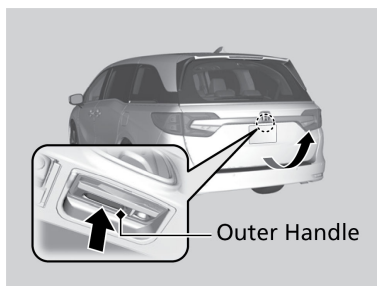
If you press the button again while the power tailgate is moving, the power tailgate will stop and reverse direction.



■ Power Tailgate Outer Handle

Automatic Operation

If you press and hold the outer handle of the tailgate for no longer than one second, the tailgate opens automatically.



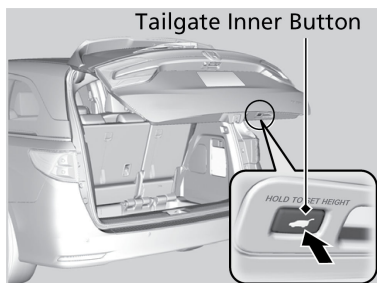
Manual Operation

To open the tailgate manually, press the outer handle for more than one second.

■ Programmable Tailgate Position

You can set the maximum opening of the tailgate to suit your needs.

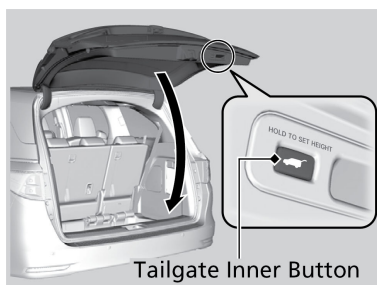
1. Manually adjust the tailgate to your desired position.
2. Press and hold the tailgate inner button until you hear one long and two short beeps.



■ Power Tailgate Inner Button

Press the button on the tailgate to close the power tailgate.

If you press the button again while the power tailgate is moving, the power tailgate will stop and reverses direction.



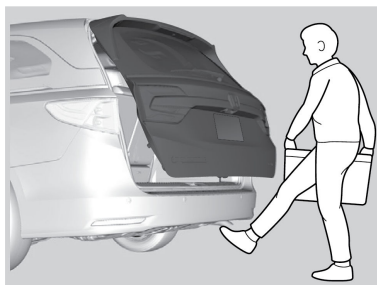
■ Hands-Free Access Power Tailgate*¹

Use a forward and back kicking motion under the center of the rear bumper to open or close the power tailgate while carrying the smart entry remote. Some exterior lights flash twice and a beep sounds once, then the tailgate begins to move.

Note: This function will not operate if you don't have the smart entry remote on you. Please make sure you have the smart entry remote on you.

During rain or in other instances when the vehicle becomes wet, the sensor may not properly detect your foot motion.

The duration of the kicking motion should be approximately one second.



**1 - If equipped*