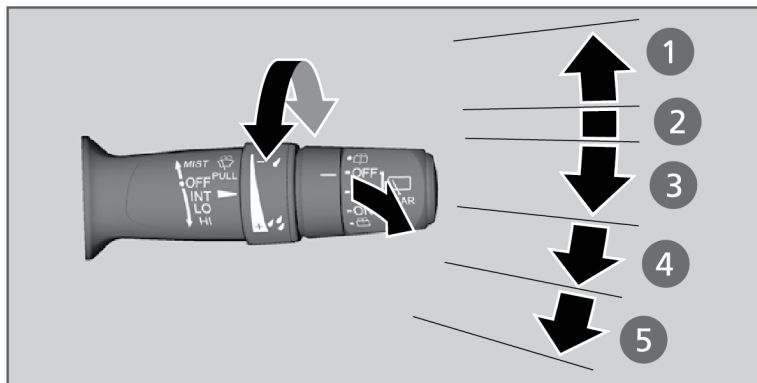


Wiper Operation

The windshield wipers and washers can be used when the vehicle is on.

■ Front Wipers

Move the wiper lever up or down to the desired position.



1. **MIST**

2. **OFF**

3. **INT**^{*6}/**AUTO**^{*7}

4. **LO**: Low speed wipe

5. **HI**: High speed wipe

■ Headlight Integration with Wipers

When the headlights are in the **AUTO** position, they automatically turn on when the front wipers operate several times within a certain interval. The headlights turn off shortly after the wipers are turned off.

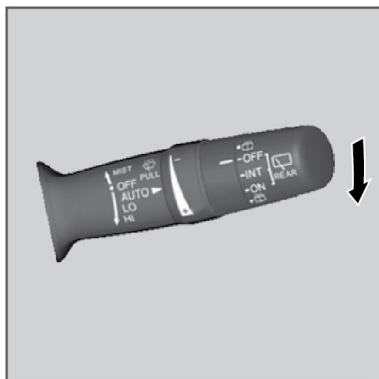
^{*6} - Without automatic intermittent wipers

^{*7} - With automatic intermittent wipers

■ Intermittent (INT) Wipers*¹

When you move the lever to the INT position, the wipers operate based on the delay adjustment.


Rotate the adjustment ring to adjust the wiper delay.



■ Automatic Intermittent Wipers*¹

When you push the lever down to AUTO, the windshield wipers sweep once, and go into the automatic mode.

The wipers operate intermittently, at low speed, or at high speed and stops in accordance with the amount of rainfall the rainfall sensor detects.



NOTICE

Turn the washers off if no washer fluid comes out. The pump may get damaged.

AUTO should always be turned **OFF** before the following situations in order to prevent severe damage to the wiper system:

- Cleaning the windshield
- Driving through a car wash
- No rain present

Operating the wipers in this condition may damage the wipers. Use the defroster or heated windshield*¹ to warm the windshield, then turn the wipers on.

*¹ - If equipped