



## Voice Control Operation



Your vehicle has a voice control system that allows hands-free operation. The voice control system uses the  (Talk) and  (hang-up/back) buttons on the steering wheel and a microphone near the map lights in the ceiling.

### Voice Recognition

To achieve optimum voice recognition when using the voice control system:

- Make sure the correct screen is displayed for the voice command that you are using.
- Close the windows and moonroof\*.
- Adjust the dashboard and side vents so air does not blow onto the microphone in the ceiling.
- Speak clearly in a natural speaking voice without pausing between words.
- Reduce any background noise if possible. The system may misinterpret your command if more than one person is speaking at the same time.

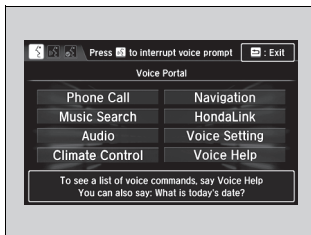
### Voice Control Operation


When you press the  button, a helpful prompt asks what you would like to do. Press and release the  button again to bypass this prompt and give a command.

### Voice Recognition

The voice control system can only be used from the driver's seat because the microphone unit removes noises from the front passenger's side.

## Voice Portal Screen



When the  (Talk) button is pressed, available voice commands appear on the screen.

For a complete list of commands, say “Voice Help” after the beep or select **Voice Help**.

You can see the list of commands in **Voice Info** on the **Info Menu** screen. Select **Info**, then select **MENU**.

The system only recognizes the commands on the following pages, at certain screens. Free form voice commands are not recognized.

### Phone Call

This can be only used when the phone is connected. When the system recognizes the *Phone call* command, the screen will change to the voice recognition screen for phone commands.

- *Dial by number*
- *Call history*
- *Redial*
- *Call <Your contact Name>*
- *Call <Phone Number>*
- *Call Nine one one*
- *Call Police*

Phone Call commands are not available if using Apple CarPlay.

### Music Search

This can be only used when the iPod or USB device is connected.

### Climate Control\*<sup>1</sup>

When the system recognizes the *Climate Control* command, the screen will change the dedicated screen to the climate control voice recognition screen.

\*1

### Audio\*<sup>1</sup>

When the system recognizes the *Audio* command, the screen will change to the audio voice recognition screen.

- *Audio On*\*<sup>2</sup>
- *Audio Off*\*<sup>2</sup>
- *Radio FM*
- *Radio AM*
- *Radio SXM*\*
- *Pandora*\*
- *iPod*
- *USB*
- *Other Sources*

Pandora® cannot be used while Android Auto is active.

### Navigation\*<sup>1</sup>

The screen changes to the navigation screen.

 **Refer to the Navigation System Manual**

### HondaLink®

This can be only used when the phone is connected.

\*2: These commands toggle the function on and off, so the command may not match your intended action.

\*1: Models with navigation system

\* Not available on all models

## ■ Voice Setting

The screen changes to the **Voice Recog.** tab on the **System Settings** screen.

## ■ Voice Help

You can see a list of the available commands on the screen.

- *Useful Commands*\*<sup>1</sup>
- *Phone Commands*
- *Audio Commands*\*<sup>1</sup>
- *On Screen Commands*
- *Music Search Commands*
- *General Commands*\*<sup>1</sup>
- *Climate Control Commands*\*<sup>1</sup>

## ■ Useful Commands\*<sup>1</sup>

The system accepts these commands on the voice portal top screen.

- *Call <Phone Number>*
- *Call <Your contact Name>*
- *What time is it?*
- *What is today's date?*

\*<sup>1</sup>: Models with navigation system

\* Not available on all models

## ■ Phone Commands

The system accepts these commands on the dedicated screen for the voice recognition of the phone.

- *Call by number*
- *Call by name*
- *Call <Phone Number>*
- *Call <Your contact Name>*

## ■ Audio Commands\*<sup>1</sup>

The system accepts these commands on the dedicated screen for the voice recognition of the audio.

### ■ Radio FM Commands

- *Radio tune to <87.7-107.9> FM*
- *Radio tune to <87.7 -107.9> HD <1-8> FM*
- *Radio FM preset <1-12>*

### ■ Radio AM Commands

- *Radio tune to <530-1710> AM*
- *Radio AM preset <1-6>*

### ■ Radio SXM Commands\*

- *SXM channel <1-999>*
- *SXM channel <station name>*
- *Radio SXM preset <1-12>*

## ■ Pandora® Commands\*

- *PANDORA play*

## ■ iPod Commands

- *iPod play*
- *iPod play track <1-30>*
- *Music Search*
- *What album is this?*
- *What am I listening to?*

## ■ USB Commands

- *USB play*
- *USB play track <1-30>*
- *Music Search*
- *What album is this?*
- *What am I listening to?*

## ■ Bluetooth® audio Commands

- *Bluetooth® audio play*

### NOTE:

*Bluetooth®* Audio commands may not work on some phones or *Bluetooth®* Audio devices.

## ■ On Screen Commands

When **On Screen Commands** is selected, the explanation screen is displayed.

## ■ Music Search Commands

The system accepts these commands on the **Music Search** screen.

### ■ Using Song By Voice

Song By Voice™ is a feature that allows you to select music from your iPod or USB device using Voice Commands. To activate this mode, you must push the talk switch and say: "Music Search".

### ■ Song By Voice Commands

- *What am I listening to?*
- *Who am I listening to?*
- *Who is this?*
- *What's playing?*
- *Who's playing?*
- *What album is this?*

\*1: Models with navigation system

## ■ Play Commands

- *Play artist <Name>*
- *Play track/song <Name>*
- *Play album <Name>*
- *Play genre/category <Name>*
- *Play playlist <Name>*
- *Play composer <Name>*

## ■ List Commands

- *List artist <Name>*
- *List album <Name>*
- *List genre/category <Name>*
- *List playlist <Name>*
- *List composer <Name>*

## ■ General Commands\*1

- *What time is it?*
- *What is today's date?*

## ■ Climate Control Commands\*1

- *Climate control on\*2*
- *Climate control off\*2*
- *Fan speed <1-7>*
- *Temperature max heat*
- *Temperature max cool*
- *Temperature <57-87> degrees\*3*
- *Temperature <15-29> degrees\*4*
- *Defrost On\*2*
- *Defrost Off\*2*
- *Air Conditioner On\*2*
- *Air Conditioner Off\*2*
- *More*
- *Climate Control Automatic*
- *Vent*
- *Dash and floor*
- *Fan speed Up*
- *Fan speed Down*
- *Floor vents*
- *Floor and Defrost*
- *Temperature up*
- *Temperature down*

\*2: These commands toggle the function on and off, so the command may not match your intended action.

\*3: U.S. models

\*4: Canadian models